

2025

ALCOHOL and CRIME in WYOMING



**Wyoming Association of Sheriffs
and Chiefs of Police**

WYOMING ASSOCIATION OF SHERIFFS AND CHIEFS OF POLICE

ALCOHOL AND CRIME IN WYOMING: 2025

May 2026

The Wyoming Association of Sheriffs and Chiefs of Police has been collecting and analyzing substance-involved data from persons who have been arrested and booked into county detention facilities in Wyoming since 2005. The Association publishes the results of the analysis each year in two reports. These reports provide the data analysis necessary for state and community leaders, prevention specialists, and law enforcement administrators to devise and implement effective strategies to reduce substance-involved crime in Wyoming. This project was managed by Johnson and Associates of Douglas, Wyoming. The report was authored by Ernest L. Johnson, Director of Services.

TABLE OF CONTENTS

1. PREFACE2-3

2. INTRODUCTION3-4

3. EXECUTIVE SUMMARY.....5-7

4. TRENDS ANALYSIS 8-12

5. PUBLIC CONCERNS 13

6. SIGNIFICANT STATISTICS AND FINDINGS14-15

7. JUVENILE/UNDERAGE DATA16

8. PROJECT DESIGN and IMPLEMENTATION..... 17

9. DATA COLLECTION & DATA/STATISTICS 17-52

 Table – Number of Arrests and Percentages

 Table – Statewide arrests – Demographics

 Tables – Alcohol and Drug Involvement by Offense

 Table – Meth, Drugs and Public Intoxication

 Pie Chart – Methamphetamine, Alcohol and Other Drugs

 Bar Graph – Alcohol Arrests Percentages

 Bar Graph – Public Intoxication arrests by County

 Bar Graph – DUI arrests by County

 Tables – DUI Arrests; Traffic Crashes; Repeat Offenders

 Table – Marijuana/Meth Involvement – DUI and Traffic Crashes

 Table – Demographics Marijuana/Meth Involvement

 Bar and Pie Graphs – DUI statistics

 Table – Location of Alcohol Consumption/Sale

 Tables and Bar Graphs – Juvenile Statistics

 Table – Natrona County Statistics (Sample County Statistics)

10. ACKNOWLEDGEMENTS 53

11. ATTACHMENTS 54-58

 A - Sample Reporting Form

 B - BAC Educational Guide – Males

 C - BAC Educational Guide – Females

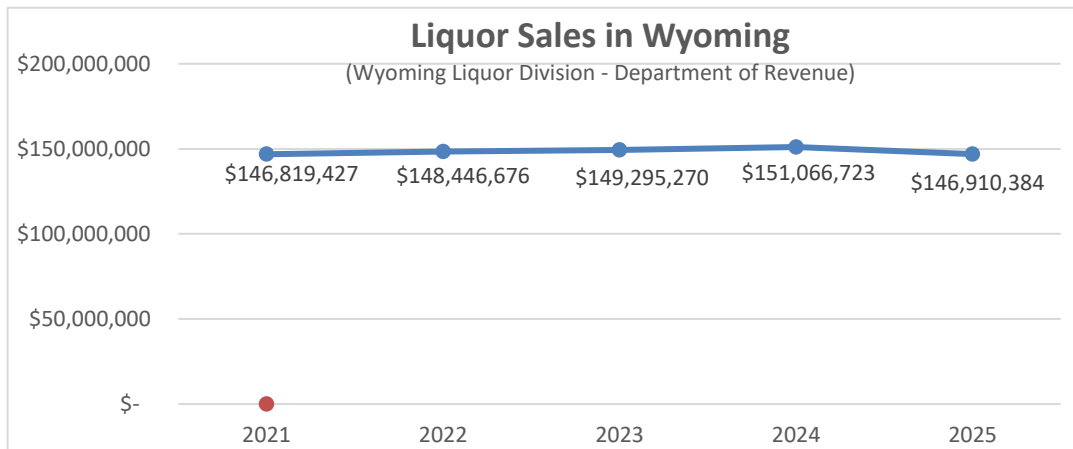
 D - Project Manager Vita

PREFACE

The COVID-19 pandemic that struck this country in 2020 and the subsequent Delta and Omicron variants in 2021 and 2022 brought about extraordinary changes to everyday life. Six years later, it does appear that most citizens in Wyoming have now begun to resume a more “normal” routine of daily activities. Whether arrest statistics in the coming years will revert to pre-pandemic levels or will continue to maintain at the current level is yet to be determined. Adjusting to the “new normal” requires the creation of a new baseline for comparing and analyzing alcohol and other substances involved in arrest data in Wyoming.

It should be noted that nationally, it was estimated that alcohol consumption during the early months of the pandemic increased by 14%¹. In Wyoming, alcohol consumption increased even though state and local health orders closed or restricted occupancy and hours of operation for liquor establishments for much of the first year of the pandemic. It is estimated that only 670 out of 1295 liquor licenses were in operation during the time that the COVID-19 Health Orders were in effect.

Although there was a marked increase in liquor sales for the first two years of the pandemic, it does appear that alcohol consumption in Wyoming has “leveled off” since. The chart below tracks the liquor sales in Wyoming for the past five years as reported by the Liquor Division of the Wyoming Department of Revenue. The slight increase in sales reported over the past two years is attributable to an increased cost for alcohol products. The Division also has noted a decline in liquor sales worldwide and sales continuing to normalize to pre-pandemic levels.

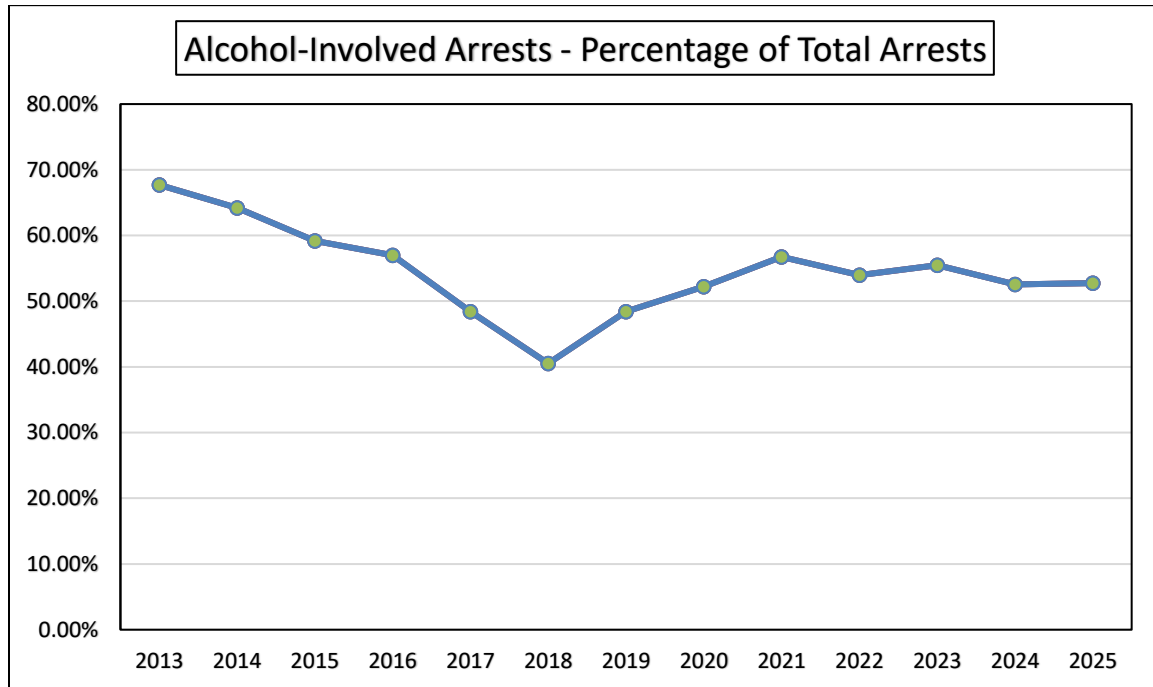


The Wyoming Association of Sheriffs and Chiefs of Police has been collecting substance-involved arrest data in Wyoming and publishing the results each year since 2005. This collected crime data has been useful for identifying trends for substance abuse in Wyoming communities. After experiencing a seven-year decline in the percentage of alcohol-involved arrests, the percentage

¹ As reported in a study published in the Journal of American Medical Association Network Open.

Alcohol and Crime in Wyoming - 2025

began to increase again in 2019. Whether it was a result of the COVID-19 pandemic or just a continuation of the increase that was experienced in 2019 - the percentage of alcohol-involved arrests in Wyoming increased in 2020 and again in 2021. However, the percentage has decreased slightly since then and has “leveled off since Wyoming citizens began to return to pre-pandemic normal daily activities.



INTRODUCTION

The Wyoming Association of Sheriffs and Chiefs of Police has been collecting substance-related data from people booked into county detention facilities in Wyoming since 2005. The data-collection process has been refined since that initial effort and has now been institutionalized as a part of the book-in process year-round for all custodial arrests.

The Association instituted a process in 2019 that allows agencies to submit reports electronically and online. This data-collection method replaced the hand-filled paper forms that were submitted weekly by postal mail. This electronic method of data-collection provides real-time reporting, adds additional data fields to the reporting form and promotes more complete reporting. Only four agencies in the state (Park County Sheriff’s Office, Uinta Sheriff’s Office and Cody Police Department and Evanston Police Department) did not submit reporting forms.



This report analyzes the arrests that were reported as a part of this project and this analysis may not represent the actual total number of arrests made in some


Alcohol and Crime in Wyoming - 2025

counties or jurisdictions. Please contact your Sheriff or Police Chief if you have questions about the data reported for your community.

This report contains an analysis of substance-related data for “FIELD” arrests in twenty-two counties in Wyoming from January 1 through December 31, 2025. “Field” arrests are arrests that are made on-scene during a citizen encounter with law enforcement and more likely to have substance involvement. It does not include arrests made by warrant.

There were an additional 6,902 reported arrests that were made by warrant. These are mostly re-arrest situations ordered by the court and comprised approximately 41% of all reported book-ins in county detention facilities in Wyoming in 2025.

Information was collected from a total of 9,778 persons who were arrested and subsequently detained in a county detention facility because of a field encounter with law enforcement in 2025. Information has now been collected from a total of 278,232 persons who were arrested and subsequently detained in a detention facility in Wyoming during the last twenty-one years. Information collected focuses on whether substances (alcohol and other drugs) were involved before and/or during the arrest.



The Wyoming Association of Sheriffs and Chiefs of Police publish the results and analysis of the data-collection efforts each year in three separate reports:

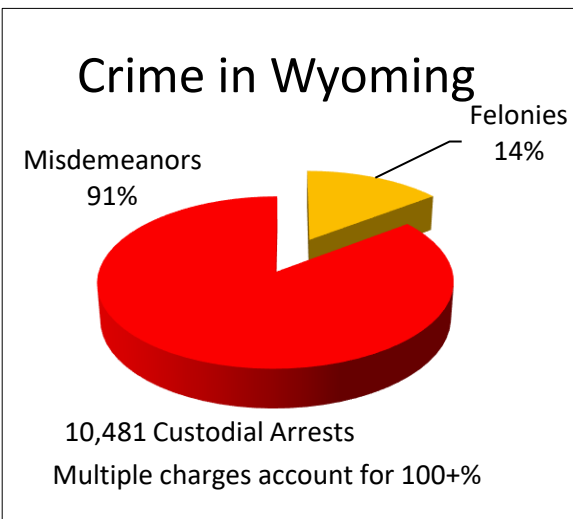
- The main report provides statewide statistics and averages and a comparison of county statistics in specific categories;
- a supplemental report provides county, community, and local law enforcement agency specific statistics;
- and an Executive Summary provides selected statistics, information, and highlights from the main report.

These reports can be accessed online on the following websites: <http://wascop.com> and <http://jandaconsulting.com>

EXECUTIVE SUMMARY

This Executive Summary highlights a few of the significant findings contained in this report. It focuses on issues that are of obvious concern, or which may be of greater public interest; however, a careful review of other relevant findings and statistics contained in the main body of this report is essential to gain a more complete perspective on the impact of alcohol and other drugs on crime in Wyoming.

The profile of the average person taken to jail in Wyoming continues to be relatively consistent with previous years. About three out of four times it was a male (females have continued to increase incrementally in recent years), the average age is 37.5. 14% of the time it was an out-of-state visitor and 7% of the time it was an in-state visitor. Juvenile arrests resulting in incarceration in a detention facility accounted for less than 1% of the total reported custodial arrests (111 out of 9,778).

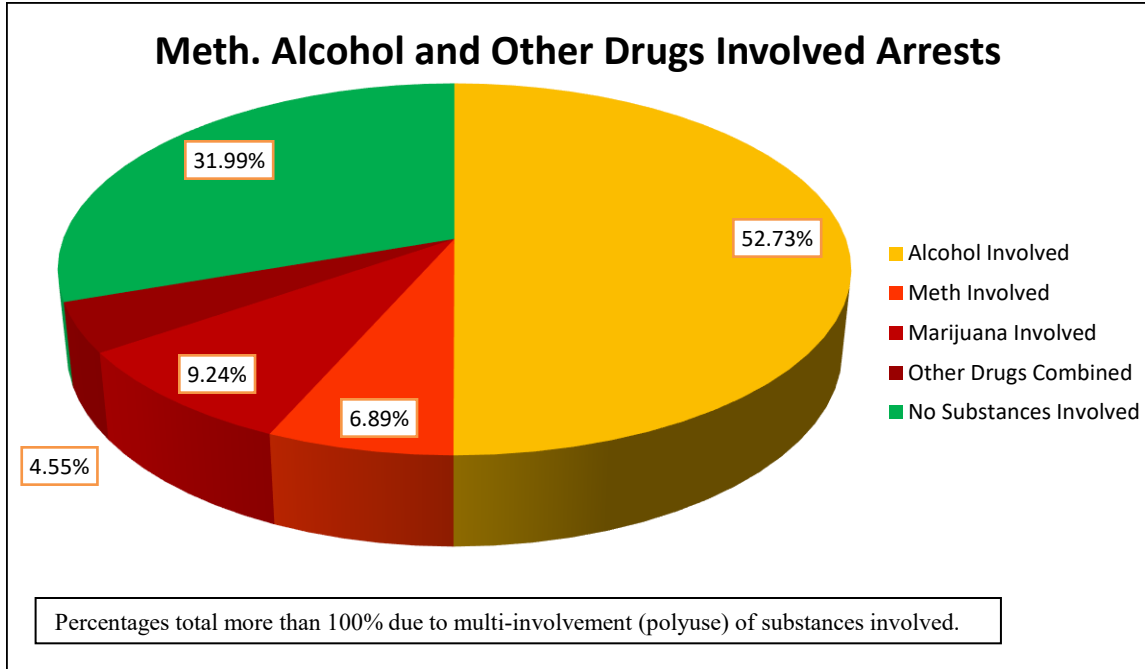


A review of the data collected from persons arrested and subsequently taken to jail indicates that Wyoming continues to be relatively safe from what is generally considered to be “serious” crime. The number of people who are arrested for felonies is relatively low when compared to the number of people arrested for minor crimes (misdemeanors). However, felony arrests have increased incrementally in recent years and now account for 14% of the reported arrests statewide. A decade ago, felonies accounted for approximately 7% of the reported arrests in Wyoming

Although Wyoming is relatively “safe” from what is generally considered to be serious crime (felonies), the high percentage of alcohol-involved arrests, the inordinate number of arrests for public intoxication and driving under the influence, and the high levels of blood alcohol content for drivers arrested for being impaired represent real and significant threats to public safety.

The information collected from a total of 9,778 persons who were arrested and subsequently detained in a county detention facility in Wyoming during 2025 confirms what law enforcement officers who patrol the streets and highways and who respond to calls for service in Wyoming already know from experience – alcohol is the contributing factor most often present in situations that result in someone going to jail.





SUMMARY OF REPORTED SUBSTANCE-INVOLVED ARREST STATISTICS FOR 2025:

- Alcohol was involved in 52.73% of all reported custodial arrests.
- Methamphetamine was involved in 6.89% of the 9,778 reported arrests.
- Marijuana was involved in 9.24% of all reported custodial arrests.
- Drugs were involved in 20.68% of all reported arrests.
- Arrests reported for public intoxication accounted for 10.83% of all arrests.
- The average blood alcohol content for people arrested for public intoxication was 0.2350.
- Driving under the influence arrests accounted for 27.96% of all reported arrests.
- The average reported blood alcohol content for DUI arrests statewide was 0.1730².



² In Wyoming, a person driving with a blood alcohol content of 0.08 is legally presumed to be impaired.

Alcohol and Crime in Wyoming - 2025

- 57% of people arrested for DUI had a reported BAC level above 0.16 and 21% had a BAC of 0.24 or greater.
- The average reported BAC for 348 persons who were arrested for DUI after being involved in a traffic crash was 0.1707.
- The five-year age group with the highest percentage of DUI arrests was age 21-25 (15.24%), followed by age 31-35 (13.67%) and 26-30 (13.48%).

To grasp the significance of the blood alcohol content statistics, it should be noted that a physically fit male who weighs 180 pounds would have to consume at least seven drinks in one hour to achieve a BAC of 0.15 – a female weighing 120 pounds would have to consume four drinks in one hour.

Please refer to the Alcohol Impairment Educational Guides for males and females below and in the Attachments Section of this report for information about the level of impairment for other body weights and drinks consumed.



WYOMING'S ALCOHOL IMPAIRMENT EDUCATIONAL GUIDE										
MALES - APPROXIMATE ALCOHOL CONCENTRATION (AC) PERCENTAGE										
Estimates based on physically fit adult males who consume the alcohol over a one hour period.										
DRINKS	BODY WEIGHT IN POUNDS								Nov-06	
	100	120	140	160	180	200	220	240		
0	0.00	0.00	0.00	0.00	0.00	0.00	0.00	0.00	0.00	The Only Safe Driving Limit
1	0.04	0.03	0.03	0.02	0.02	0.02	0.02	0.02	0.02	Impairment Begins
2	0.08	0.06	0.05	0.05	0.04	0.04	0.03	0.03	0.03	Driving Skills Significantly Affected
3	0.11	0.09	0.08	0.07	0.06	0.06	0.05	0.05	0.05	
4	0.15	0.12	0.11	0.09	0.08	0.08	0.07	0.06	0.06	Legally Intoxicated Criminal Penalties
5	0.19	0.16	0.13	0.12	0.11	0.09	0.09	0.08	0.08	
6	0.23	0.19	0.16	0.14	0.13	0.11	0.10	0.09	0.09	
7	0.26	0.22	0.19	0.16	0.15	0.13	0.12	0.11	0.11	
8	0.30	0.25	0.21	0.19	0.17	0.15	0.14	0.13	0.13	
9	0.34	0.28	0.24	0.21	0.19	0.17	0.15	0.14	0.14	
10	0.37	0.31	0.27	0.23	0.21	0.19	0.17	0.16	0.16	
11	0.41	0.34	0.29	0.26	0.23	0.21	0.18	0.17	0.17	
12	0.45	0.37	0.32	0.28	0.25	0.23	0.20	0.19	0.19	
13	0.48	0.40	0.35	0.30	0.27	0.25	0.22	0.20	0.20	
14	0.52	0.44	0.37	0.33	0.30	0.26	0.24	0.22	0.22	
15	0.56	0.47	0.40	0.35	0.32	0.28	0.25	0.23	0.23	
16	0.60	0.50	0.43	0.37	0.34	0.30	0.27	0.25	0.25	
17	0.63	0.53	0.45	0.40	0.36	0.32	0.29	0.27	0.27	
18	0.67	0.56	0.48	0.42	0.38	0.34	0.30	0.28	0.28	
19	0.71	0.59	0.51	0.44	0.40	0.36	0.32	0.30	0.30	
20	0.74	0.62	0.53	0.49	0.42	0.38	0.33	0.31	0.31	
21	0.78	0.65	0.56	0.51	0.44	0.40	0.35	0.33	0.33	

DRIVING IMPAIRED
AC = .05% - .07%

LEGALLY INTOXICATED
AC = .08% AND UP

Subtract .01% for each 40 minutes of drinking. One drink is 1.25 ounces of 80 proof liquor, 12 ounces of beer, or 5 ounces of table wine.

NOTE: PERSONS UNDER THE AGE OF 21 CAN FACE CRIMINAL PENALTIES IF CAUGHT DRIVING WITH A DETECTABLE ALCOHOL CONCENTRATION OF 0.02% OR MORE.

* Guide developed by J. Anderle, Laramie PD and Mike Moore, Wyoming Chemical Testing

WYOMING'S ALCOHOL IMPAIRMENT EDUCATIONAL GUIDE										
FEMALES - APPROXIMATE ALCOHOL CONCENTRATION (AC) PERCENTAGE										
Estimates based on physically fit adult females who consume the alcohol over a one hour period.										
DRINKS	BODY WEIGHT IN POUNDS								Nov-06	
	90	100	120	140	160	180	200	220		
0	0.00	0.00	0.00	0.00	0.00	0.00	0.00	0.00	0.00	The Only Safe Driving Limit
1	0.05	0.05	0.03	0.03	0.03	0.03	0.02	0.02	0.02	Impairment Begins
2	0.10	0.09	0.08	0.07	0.06	0.05	0.05	0.04	0.04	Driving Skills Significantly Affected
3	0.15	0.14	0.11	0.10	0.09	0.08	0.07	0.06	0.06	
4	0.20	0.18	0.15	0.13	0.11	0.10	0.09	0.08	0.08	Legally Intoxicated Criminal Penalties
5	0.25	0.23	0.19	0.16	0.14	0.13	0.11	0.10	0.10	
6	0.30	0.27	0.23	0.19	0.17	0.15	0.14	0.12	0.12	
7	0.35	0.32	0.27	0.23	0.20	0.18	0.16	0.14	0.14	
8	0.40	0.36	0.30	0.26	0.23	0.20	0.18	0.17	0.17	
9	0.45	0.41	0.34	0.29	0.26	0.23	0.20	0.19	0.19	
10	0.51	0.46	0.37	0.32	0.28	0.26	0.22	0.21	0.21	
11	0.56	0.50	0.42	0.36	0.32	0.28	0.25	0.23	0.23	
12	0.61	0.55	0.45	0.39	0.35	0.31	0.27	0.25	0.25	
13	0.66	0.59	0.49	0.42	0.37	0.33	0.29	0.27	0.27	
14	0.71	0.64	0.53	0.45	0.40	0.36	0.31	0.29	0.29	
15	0.76	0.68	0.57	0.48	0.43	0.38	0.34	0.31	0.31	
16	0.81	0.73	0.61	0.52	0.46	0.41	0.36	0.33	0.33	
17	0.86	0.77	0.64	0.55	0.49	0.43	0.38	0.36	0.36	
18	0.91	0.82	0.68	0.58	0.52	0.46	0.40	0.38	0.38	
19	0.96	0.87	0.71	0.61	0.55	0.49	0.42	0.40	0.40	
20	1.02	0.91	0.76	0.65	0.58	0.54	0.45	0.42	0.42	
21	1.07	0.96	0.79	0.69	0.61	0.56	0.47	0.44	0.44	

DRIVING IMPAIRED
AC = .05% - .07%

LEGALLY INTOXICATED
AC = .08% AND UP

Subtract .01% for each 40 minutes of drinking. One drink is 1.25 ounces of 80 proof liquor, 12 ounces of beer, or 5 ounces of table wine.

NOTE: PERSONS UNDER THE AGE OF 21 CAN FACE CRIMINAL PENALTIES IF CAUGHT DRIVING WITH A DETECTABLE ALCOHOL CONCENTRATION OF 0.02% OR MORE.

* Guide developed by J. Anderle, Laramie PD and Mike Moore, Wyoming Chemical Testing

TRENDS ANALYSIS

Even though the number of alcohol-involved arrests has decreased significantly during the last twenty years, alcohol is still the drug with the greatest impact on crime in Wyoming. Incidents of assaults, disturbances, child abuse, and domestic violence are all heavily influenced by alcohol. After three consecutive years showing an increase and peaking in 2021, the percentage of alcohol-involved arrests decreased slightly during the last four years - from 56.76% in 2021 to 52.73% in 2025. However, it should be noted that although the percentage of alcohol-involved arrests decreased in 2025, the actual number of alcohol-involved arrests increased by a total of 1,096 (from 4,060 in 2021 to 5,156).



The statistics in Wyoming collected during the last twenty years clearly indicate that the two crimes that account for the greatest number of custodial arrests in Wyoming are driving under the influence (DUI) and public intoxication. Together these two crimes alone have accounted for an average of 45% of all custodial arrests in Wyoming in the last ten years.



Driving Under the Influence: Driving Under the Influence is, unquestionably, the crime that has the greatest impact and consequence in Wyoming. It accounts for the greatest number of custodial arrests and is the cause of more deaths and serious injuries than any other crime. DUI arrests have accounted for an approximate average of 28% of all custodial arrests in Wyoming for the last ten years and a third of all traffic fatalities are the result of impaired driving. *In addition, 26.72% percent of people arrested for DUI in 2025 had been arrested for DUI previously.*

The number and percentage of DUI arrests have decreased statewide during the previous ten years; however, the average blood alcohol content (BAC) has remained at twice the presumptive level of impairment while the involvement of drugs has increased. Arrests for DUI in several counties have consistently been above the statewide average.

Public Intoxication: Public intoxication is viewed by some as just a public nuisance crime; however, incidents of public intoxication present real and significant threats to public safety. The average Blood Alcohol Content (BAC) for Public Intoxication arrests reported in Wyoming in 2025 was 0.2350 – nearly three times the presumptive level for impairment. In some counties, the average BAC for public intoxication arrests in 2025 was even higher.

Alcohol intoxication at these levels often “fuels” behavior that results in more serious crimes than just disturbances and nuisances.



Alcohol and Crime in Wyoming - 2025

EMERGING TRENDS IN THE TYPE OF SUBSTANCE INVOLVED IN CRIME: Alcohol and/or other drugs were involved in 68% of the 9,778 custodial arrests in 2025. Although alcohol continues to be the drug most often present in situations which result in someone going to jail, other drug-involved arrests in Wyoming have increased significantly in recent years.



During the last fifteen years in which data is available for a calendar-year period (2011-2025), *the number and percentage of alcohol-involved arrests have decreased - while the number and percentage of other drug-involved arrests have increased.*

The number of alcohol-involved arrests in 2025 was 7,702 fewer than in 2011 (a 56% decrease).

The number of meth-involved arrests has increased since 2011. There were 674 meth-involved arrests in 2025 (there were 420 in 2011).

The four counties with the highest number of reported arrests involving meth in 2025 were: 1) Natrona – 242; 2) Sweetwater – 95; 3) Laramie – 92; and 4) Cambell – 70.

The Association began collecting marijuana-involved arrest data in March of 2014 to assess the impact on public safety in Wyoming from Colorado’s legalization of marijuana. The number of marijuana-involved arrests increased in the first three years, then has decreased and “leveled off” since.

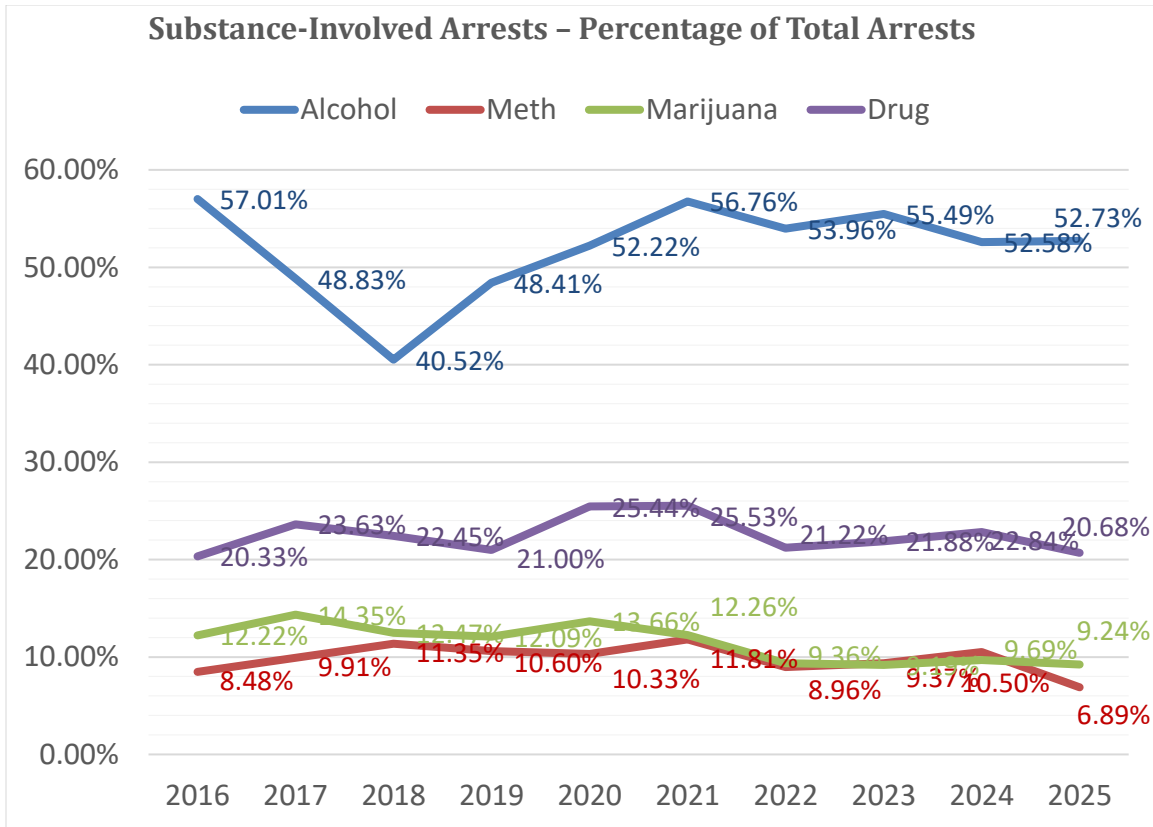
Marijuana-involved arrests have decreased in number and percentage of arrests since 2017. In 2017 there were 1,970 marijuana-involved arrests (14%); in 2025 there were 903 marijuana-involved arrests (9%).

The four counties with the highest number of arrests involving marijuana in 2024 were: 1) Natrona - 212; 2) Sweetwater – 156; 3) Laramie – 114; and 4) Carbon – 60.

Although the percentage of substance-involved arrests has declined over the past five years, public intoxication arrests remain disproportionately high.



Alcohol and Crime in Wyoming - 2025



Substance-Involved Arrests: Number of Total Arrests

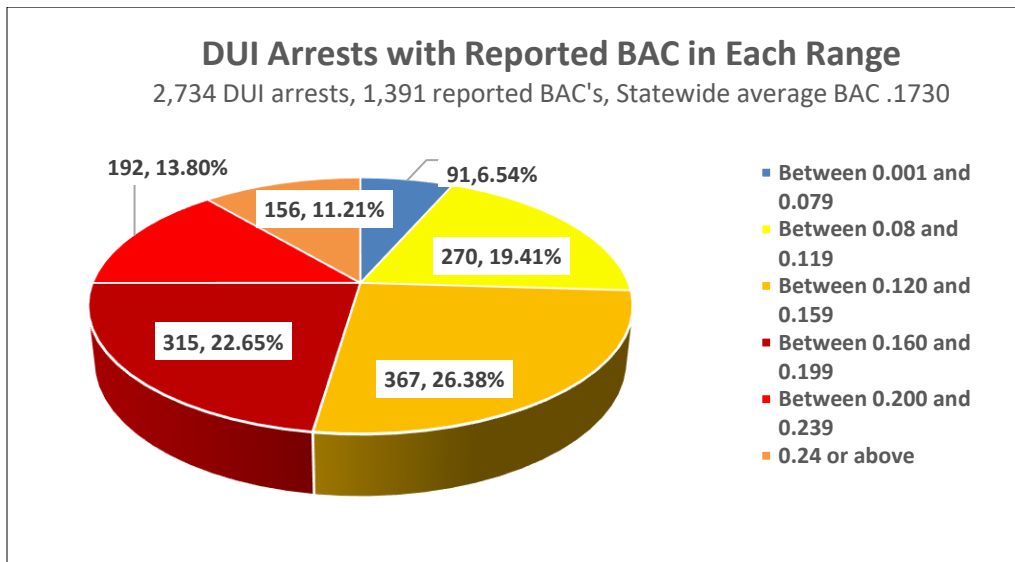
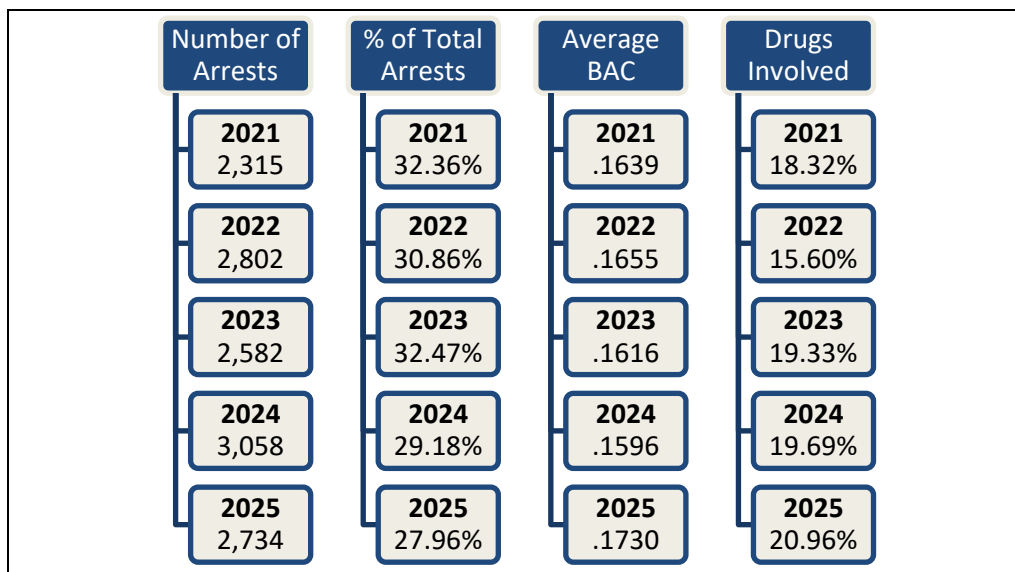
Alcohol Involved	Meth Involved	Marijuana Involved	Drug Involved	Public Intoxication	DUI
2021 4,060	2021 845	2021 877	2021 1,826	2021 1,136	2021 2,315
2022 4,900	2022 814	2022 850	2022 1,927	2022 1,370	2022 2,802
2023 4,413	2023 745	2023 731	2023 1,740	2023 1,062	2023 2,582
2024 5,511	2024 1,100	2024 1,016	2024 2,394	2024 770	2024 3,058
2025 5,156	2025 674	2025 903	2025 2,022	2025 1,059	2025 2,734

Alcohol and Crime in Wyoming - 2025

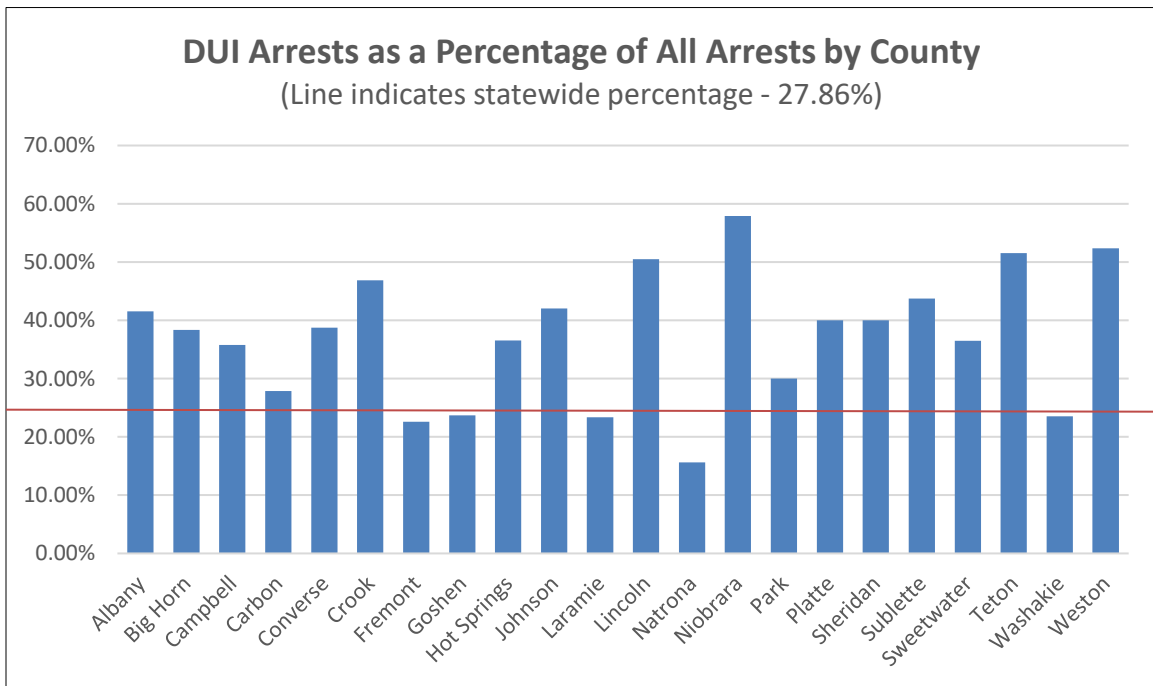
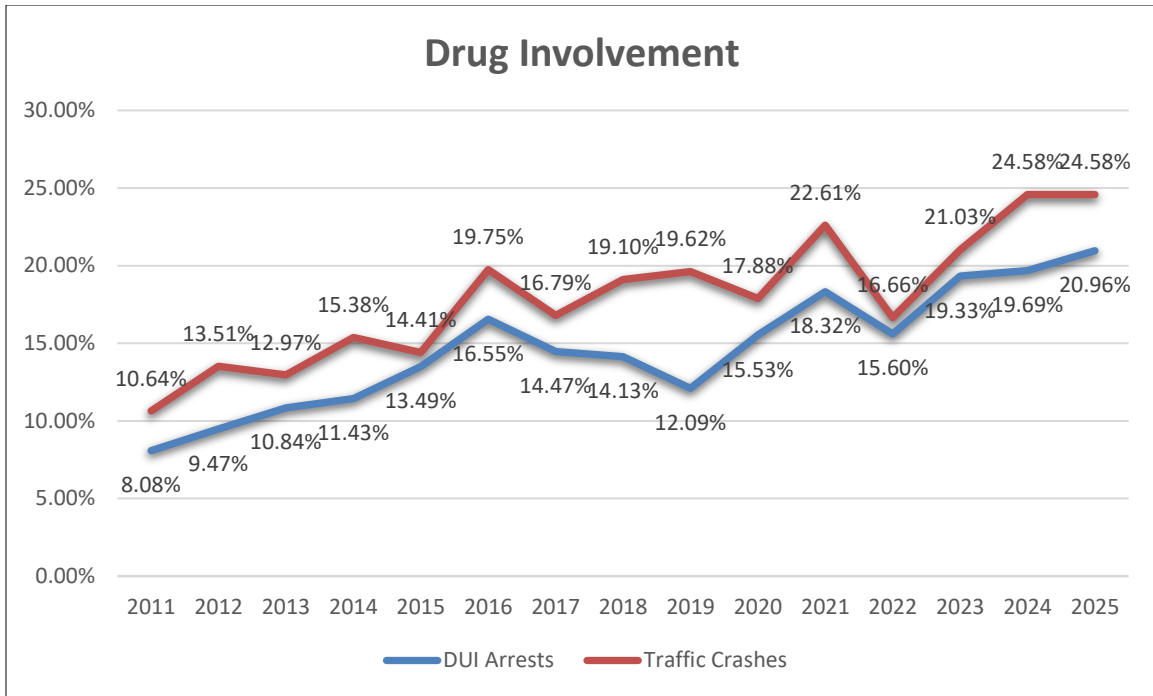
TRENDS IN ARRESTS FOR IMPAIRED DRIVING: Recent impaired-driving arrest patterns closely reflect overall substance-involved arrest trends. Over the past ten years, both the number and percentage of impaired-driving arrests have declined; however, the share of those arrests involving drug impairment has risen significantly during the same period.

Public Safety Concern: Over the past ten years, the average blood alcohol content of people arrested for impaired driving has remained about twice the presumptive level for impairment, while the average blood alcohol content for those arrested for public intoxication has remained nearly three times that level.

Driving Under the Influence Arrests: 2021 - 2025



Alcohol and Crime in Wyoming - 2025



Although the percentage of DUI arrests has decreased statewide during the last ten years, the percentage of DUI arrests in several counties in the state has been consistently above the statewide average.

PUBLIC CONCERNS

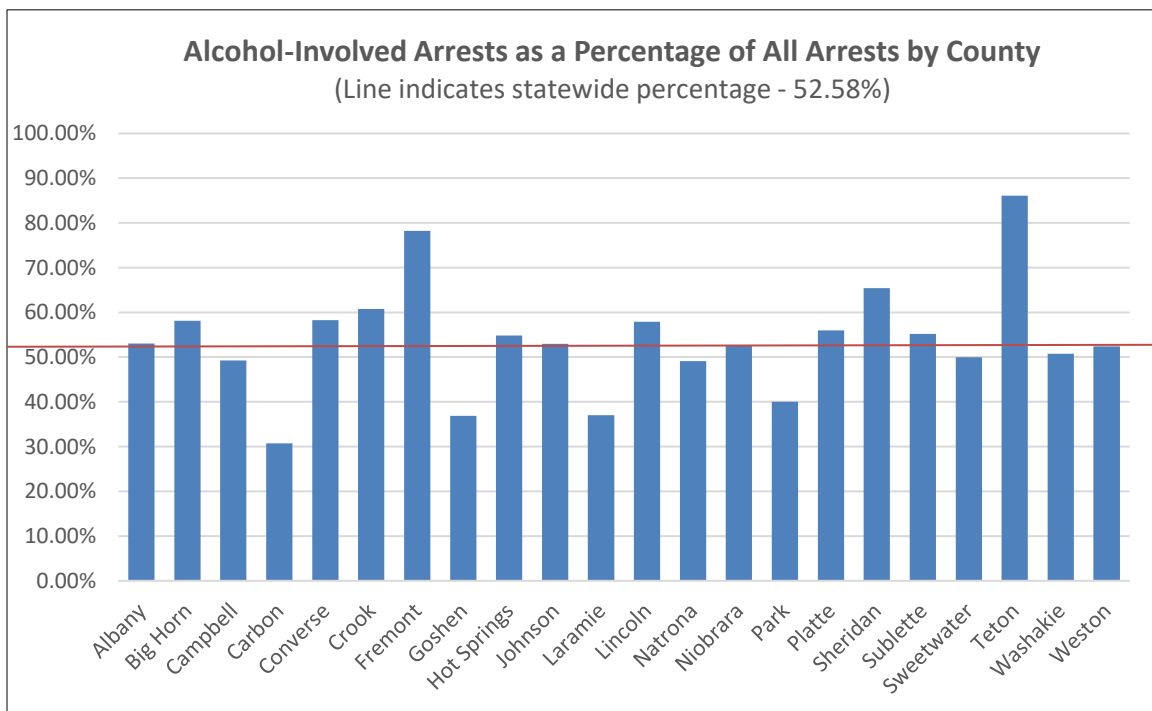
The statistics contained in this report identify significant public safety issues which merit further discussion, analysis and action by local law enforcement, citizens, and state/community leaders.



The high percentage of alcohol involved arrests (53%), the inordinate number of arrests for public intoxication (770) and DUI (3,058) and the high levels of BAC recorded for these individuals (average BAC: 0.2222 for public intoxication and 0.1596 for DUI) appear to validate the concerns about alcohol abuse expressed by Wyoming residents in the most recent statewide public opinion survey³.

Some excerpts from the survey that involved 4,798 Wyoming residents:

- 79.7% view alcohol abuse by Wyoming adults as a serious or somewhat serious problem
- When Wyoming residents were asked whether they would support a state law that would prohibit selling or serving alcohol to someone who is obviously intoxicated:
 - 64.3% strongly supported such a law.
 - 17.9% somewhat supported such a law.
- 84.5% of Wyoming residents believe that drinking and driving in their community is a serious or somewhat serious problem.



³ Wyoming Alcohol Use Issues Survey, Wyoming Survey & Analysis Center, November 2012

SIGNIFICANT STATISTICS AND FINDINGS

This report provides statewide statistics and averages, along with comparisons of county statistics in specific categories. In addition, there are approximately one hundred pages of data in a supplemental report that provides county, community, and local law enforcement agency specific statistics.

Detailed charts and graphs included in the Data/Statistics section of this report are helpful in identifying trends involving alcohol-related arrest activity and provide a statistical picture of the circumstances which result in someone being arrested and subsequently taken to jail in Wyoming. The impact of substance abuse on crime statistics varies by county across the state. The report also provides a county-by-county analysis for comparison.

Listed below are a few of the noteworthy statewide averages and county specific alcohol-related statistics and findings from the Data/Statistics section of this report.

- **Alcohol was a factor in 53% of the custodial arrests in Wyoming.**
 - Counties with significantly higher percentages (as well as higher numbers):
 - Teton – 86.06%
 - Fremont – 78.20%
 - Sheridan – 65.40%

- **Methamphetamine was involved in 6.89% of the arrests statewide.**
 - Counties with significantly higher number of meth-involved arrests:
 - Natrona - 242
 - Sweetwater – 95
 - Laramie – 92

- **Drugs (other than alcohol) were involved in 20.68% of the reported arrests statewide.**
 - Counties with significantly higher drug-involved arrests:
 - Natrona – 501
 - Laramie – 314
 - Sweetwater – 298

- **Marijuana was involved in 9.24% of the arrests statewide.**
 - Counties with significantly higher marijuana-involved arrests:
 - Natrona – 212
 - Sweetwater – 156
 - Laramie – 114

- **Arrests for Public Intoxication accounted for 10.83% of all arrests statewide.**
 - Counties with significantly higher statistics:
 - Fremont – 500 (36.34%)
 - Teton – 41 (24.85%)
 - Sweetwater – 117 (11.95%)

Alcohol and Crime in Wyoming - 2025

- **The average blood alcohol content for people arrested for public intoxication was 0.2350.**
 - Counties with significantly higher statistics:
 - Hot Springs – 0.2900
 - Goshen – 0.2780
 - Johnson – 0.2725
- **There were 2,734 Driving under the influence (DUI) arrests statewide.**
 - Counties with significantly higher number of arrests:
 - Laramie – 374
 - Natrona – 361
 - Sweetwater – 357
- **573 of the arrests for DUI involved drugs.**
 - Counties with significantly higher statistics:
 - Laramie – 98
 - Sweetwater – 94
 - Natrona – 86
- **The average blood alcohol content (BAC) reported for 2,734 persons arrested for driving under the influence statewide was 0.1730.**
 - Counties with significantly higher statistics:
 - Goshen – 0.2261
 - Carbon - 0.1792
 - Teton - 0.1766
- **24.58% of traffic crashes resulting in custodial arrests involved drugs.**
 - Counties with significantly higher number of drug-involved traffic crashes:
 - Natrona – 18
 - Sweetwater – 18
 - Laramie – 16
- **The average BAC reported for 348 arrests involving traffic crashes that involved alcohol was 0.1707.**
- **48% of the people arrested for driving under the influence had an average blood alcohol content above 0.16.**
- **348 persons were arrested for DUI with a BAC of 0.20 or higher.**
- **156 persons were arrested for DUI with a BAC of 0.24 or higher.**
- **26.72% of persons arrested for DUI had been arrested for DUI previously.**




JUVENILE/ UNDERAGE DATA

The data in this report does not represent a complete accounting of juvenile arrests as these arrests often do not result in detention in a county facility.

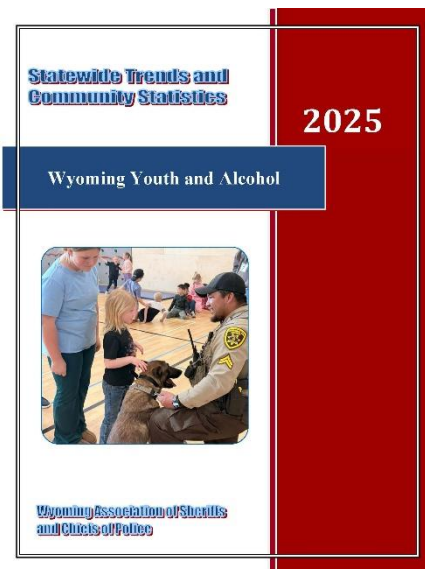
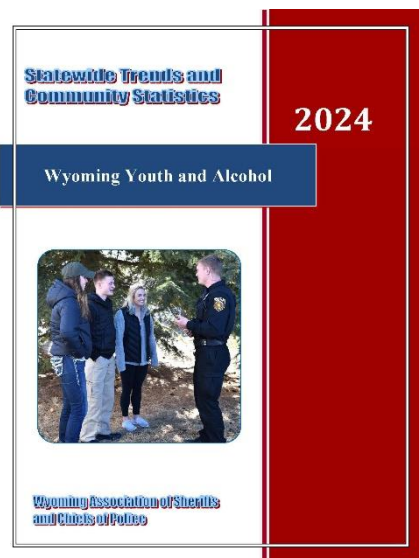
146 underage youths were taken into custody and placed in a detention center this year for being a minor in possession of alcohol. The average BAC was .1560.

188 underage youth were arrested for driving under the influence – 125 of these arrests involved drugs. The average BAC was .1440.



- 7% of all people arrested for driving under the influence (DUI) were under the age of 21.
- Juveniles accounted for less than 1% of the arrests statewide (111 total).
- 38% of the juvenile arrests involved alcohol (42 in total).
- One of the juvenile arrests involved methamphetamine.
- Thirteen of the juvenile arrests involved marijuana.
- 14.41% of the juvenile arrests involved drugs (16 in total).

For more complete information regarding youth involvement with alcohol, please refer to the Association's annual report on Wyoming Youth and Alcohol. These reports can be found on <http://wascop.com> and <http://jandaconsulting.com>.



PROJECT DESIGN AND IMPLEMENTATION



The Wyoming Association of Sheriffs and Chiefs of Police contracted with Johnson and Associates, a Wyoming based management consulting firm, to manage and staff this project – to create the master database, to analyze the data and to author the three reports. The Association has contracted with Johnson and Associates to manage and staff this project since its inception.

A task force comprised of administrators and detention facility personnel from each of the county law enforcement agencies involved in the initial data collection efforts in 2005 determined the scope and intent of the project and provided specific direction for its implementation. In the following years, Association members were involved in deciding the appropriate fields for collection of data, selecting the subject areas that would be targeted for analysis and refining the process and procedures for collecting the information.

The master database for this project was created in a manner that will allow “harvesting” of additional information in the future should a need arise. The data in this report is presented by “county” and by “department,” by actual numbers and percentages, and by various categories of interest. The information was assembled in this manner to assist law enforcement administrators, as well as community leaders, to better analyze the information and to facilitate follow-up inquiries of notable concerns.

DATA COLLECTION

A one-page reporting form with fill-in fields and check boxes was developed for this project and refined over time. The booking and/or arresting officer typically needs two to three minutes to complete it during the book-in process. Specific information that is collected during the book-in process include: type of offense, whether alcohol was involved, whether drugs were involved, location of last consumption and point of sale, known blood alcohol content levels for arrests involving public intoxication, driving under the influence, minors in possession, and demographic information. (A sample of the reporting form is included in this report)

In 2019, the Association transitioned from a hand-filled paper form submitted weekly by postal mail to an electronic form submitted online. The reporting form contains instructions for completing and processing the completed reporting forms. In addition, all agency staff who were assigned the responsibility to oversee their agencies’ data collection were provided individual orientations.

Alcohol and Crime in Wyoming - 2025

A total of 9,778 reporting forms for “field” arrests were submitted by the twenty-two counties during the twelve-month data collection period January 1 through December 31, 2025. An additional 6,902 reporting forms were submitted for warrant arrests. These are mostly re-arrest situations ordered by the court and comprised approximately 41% of all reported book-ins in county detention facilities in Wyoming in 2025.



However, as mentioned previously in the INTRODUCTION section of this report, there were four agencies that did not submit reports for this project. Park County Sheriff’s Department, Uinta County Sheriff’s Department, and Evanston and Cody Police Departments did not participate in this project and did not submit reports.

This report analyzes the arrests that were reported as a part of this project and this analysis may not represent the actual total number of arrests made in some counties or jurisdictions. Please contact your Sheriff or Police Chief if you have questions about the data reported for your community.



DATA /STATISTICS

All information contained in the reporting forms that were submitted by the participating counties was entered into a master database by day and by month. This information was subsequently assembled by category, by county, and by department to facilitate appropriate comparisons and further analysis.

A detailed breakdown of information for each county is available in a separate Supplemental Report.⁴ A sample of the county statistics is included in this report. Natrona County was selected as the sample to be included as this county generated the greatest number of arrest statistics.

The substance-related arrest data in this report is presented in a series of tables and graphs:

- ❖ Tables – Number of Arrests and Percentages
- ❖ Pie Chart – Methamphetamine, Alcohol and Other Drugs
- ❖ Tables – Felony/Misdemeanor Arrests Involving Alcohol
- ❖ Bar Graphs – Alcohol Arrests Percentages, BAC
- ❖ Pie Graphs – DUI, BAC, Traffic Crash Statistics
- ❖ Tables and Bar Graphs – Juvenile Statistics
- ❖ Pie Graph – Juvenile Demographics, Where Minors Obtain Alcohol
- ❖ Table – Natrona County Statistics (Sample County Statistics)

PLEASE NOTE: Cheyenne Police Department policy allows misdemeanor DWUI offenders to be cited and released if the arrestee's vehicle has been impounded or turned over to a responsible adult and if the driver is released to a sober adult. These additional arrests statistics have not been included in the DUI statistics in this report (as they were not booked into a detention facility).



⁴ A PDF of this report and the accompanying Supplemental Report can be downloaded from the following websites: <http://wascop.com> and <http://jandaconsulting.com>

Statewide Arrests January 1, 2024 - December 31, 2024

Numbers By Department

County	Total Offenses	Misde-meanor	Felony	Domestic Violence	Resisting Arrest	Assault	Public Intox	Alcohol Involved	Drugs Involved
Statewide	9,778	8,906	1,401	592	158	453	1,059	5,156	2,022
Albany	366	341	38	3	1	12		194	69
Bighorn	86	77	12	12		5	1	50	18
Campbell	682	610	116	61		19	48	336	164
Carbon	492	430	68	33	4	16	14	151	132
Converse	302	282	32	25	1	4	9	176	88
Crook	79	71	12	7			2	48	12
Fremont	1,376	1,322	78	95	74	38	500	1,076	116
Goshen	76	65	14	11	2		6	28	18
Hot Springs	104	88	17	6	5	2	8	57	34
Johnson	119	110	21	17		4	5	63	39
Laramie	1,601	1,347	323	150	44	65	175	593	314
Lincoln	202	183	28	21	1	8	5	117	44
Natrona	2,312	2,151	375	31	4	226	69	1,136	501
Niobrara	19	18	4	1		1		10	7
Park	40	31	10	5		1	1	16	8
Platte	25	21	6	3		7	1	14	3
Sheridan	500	460	56	35	1	8	49	327	111
Sublette	96	89	8	3		3	1	53	9
Sweetwater	979	904	167	61	20	28	117	489	298
Teton	165	159	6	2		1	41	142	18
Washakie	136	129	7	9	1	5	7	69	16
Weston	21	18	3	1				11	3

Percents By Department*

County	Total Offenses	Misde-meanor	Felony	Domestic Violence	Resisting Arrest	Assault	Public Intox**	Alcohol Involved	Drugs Involved
Statewide	9,778	91.08%	14.33%	6.05%	1.62%	4.63%	10.83%	52.73%	20.68%
Albany	366	93.17%	10.38%	0.82%	0.27%	3.28%		53.01%	18.85%
Big Horn	86	89.53%	13.95%	13.95%		5.81%	1.16%	58.14%	20.93%
Campbell	682	89.44%	17.01%	8.94%		2.79%	7.04%	49.27%	24.05%
Carbon	492	87.40%	13.82%	6.71%	0.81%	3.25%	2.85%	30.69%	26.83%
Converse	302	93.38%	10.60%	8.28%	0.33%	1.32%	2.98%	58.28%	29.14%
Crook	79	89.87%	15.19%	8.86%			2.53%	60.76%	15.19%
Fremont	1,376	96.08%	5.67%	6.90%	5.38%	2.76%	36.34%	78.20%	8.43%
Goshen	76	85.53%	18.42%	14.47%	2.63%		7.89%	36.84%	23.68%
Hot Springs	104	84.62%	16.35%	5.77%	4.81%	1.92%	7.69%	54.81%	32.69%
Johnson	119	92.44%	17.65%	14.29%		3.36%	4.20%	52.94%	32.77%
Laramie	1,601	84.13%	20.17%	9.37%	2.75%	4.06%	10.93%	37.04%	19.61%
Lincoln	202	90.59%	13.86%	10.40%	0.50%	3.96%	2.48%	57.92%	21.78%
Natrona	2,312	93.04%	16.22%	1.34%	0.17%	9.78%	2.98%	49.13%	21.67%
Niobrara	19	94.74%	21.05%	5.26%		5.26%		52.63%	36.84%
Park	40	77.50%	25.00%	12.50%		2.50%	2.50%	40.00%	20.00%
Platte	25	84.00%	24.00%	12.00%		28.00%	4.00%	56.00%	12.00%
Sheridan	500	92.00%	11.20%	7.00%	0.20%	1.60%	9.80%	65.40%	22.20%
Sublette	96	92.71%	8.33%	3.13%		3.13%	1.04%	55.21%	9.38%
Sweetwater	979	92.34%	17.06%	6.23%	2.04%	2.86%	11.95%	49.95%	30.44%
Teton	165	96.36%	3.64%	1.21%		0.61%	24.85%	86.06%	10.91%
Washakie	136	94.85%	5.15%	6.62%	0.74%	3.68%	5.15%	50.74%	11.76%
Weston	21	85.71%	14.29%	4.76%				52.38%	14.29%

Statewide Arrests - Demographics January 1, 2024 - December 31, 2024

Numbers by Department

County	Total Offenses	Misdemeanor	Felony	Residency			Female*	Male*	Average Age
				In County	In-State Visitor	Out of State			
Statewide	9778	8906	1401	7543	709	1322	2602	7164	37.51
Albany	366	341	38	190	38	98	78	288	32.92
Big Horn	86	77	12	64	13	9	24	62	37.35
Campbell	682	610	116	559	44	79	206	474	35.84
Carbon	492	430	68	287	27	173	102	390	37.11
Converse	302	282	32	197	54	46	73	228	35.77
Crook	79	71	12	27	28	24	12	67	41.38
Fremont	1376	1322	78	1275	12	20	433	940	35.53
Goshen	76	65	14	60	5	11	16	60	38.49
Hot Springs	104	88	17	40	37	27	29	75	42.94
Johnson	119	110	21	65	20	34	40	79	40.92
Laramie	1601	1347	323	1268	48	230	400	1201	37.99
Lincoln	202	183	28	135	13	51	35	167	37.88
Natrona	2312	2151	375	1929	270	89	638	1674	39.10
Niobrara	19	18	4	10	4	5	5	14	44.16
Park	40	31	10	33	2	5	5	35	40.03
Platte	25	21	6	20	2	2	5	20	37.20
Sheridan	500	460	56	384	39	77	126	374	39.07
Sublette	96	89	8	70	5	21	19	77	37.94
Sweetwater	979	904	167	700	32	247	272	707	37.23
Teton	165	159	6	101	6	57	33	126	34.34
Washakie	136	129	7	112	10	13	42	94	38.68
Weston	21	18	3	17		4	9	12	37.76

*12 Unknown Sex

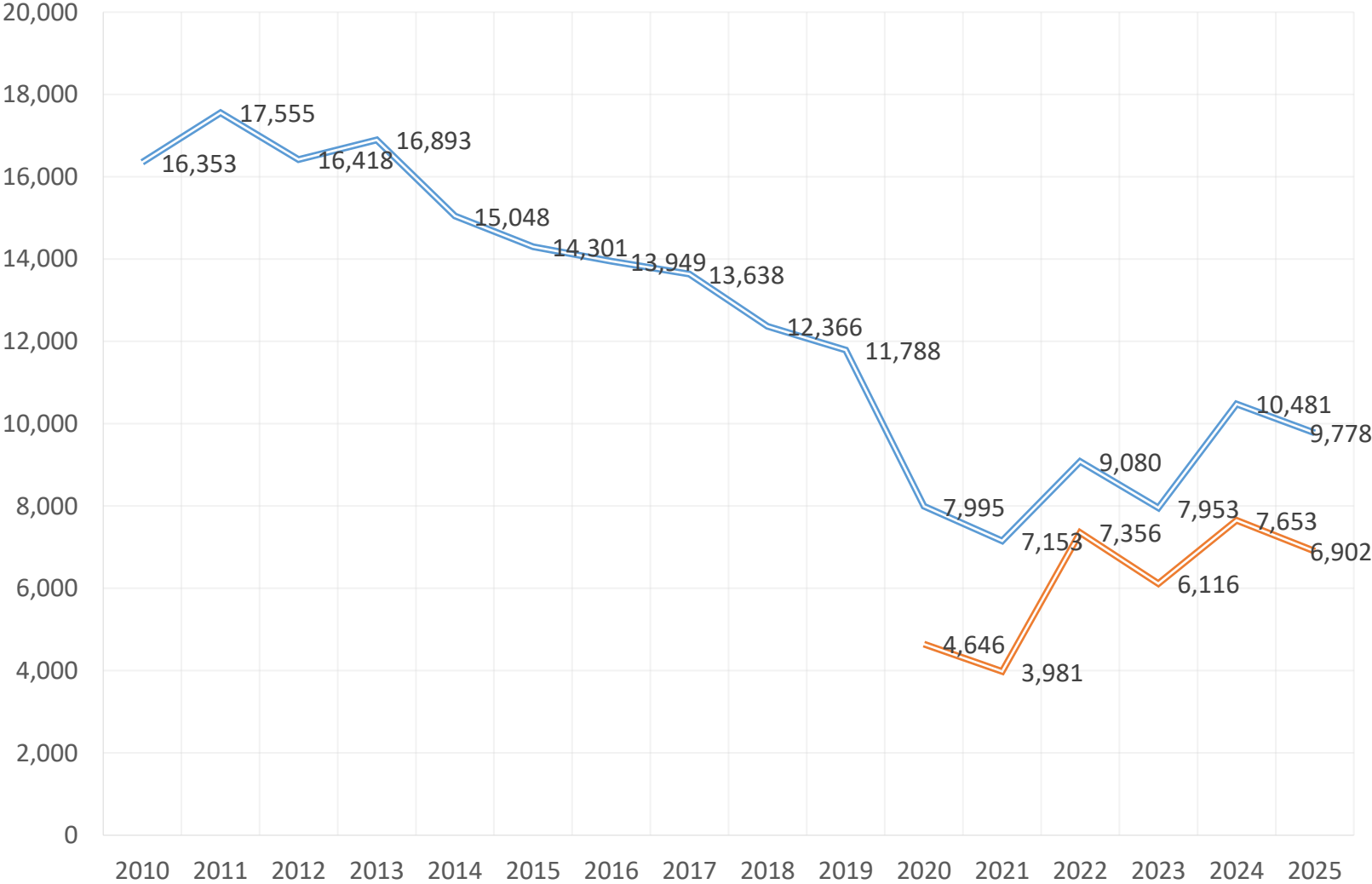
Percents by Department*

County	Total Offenses	Misdemeanor	Felony	Residency			Female	Male
				In County	In-State Visitor	Out of State		
Statewide	9778	91.08%	14.33%	77.14%	7.25%	13.52%	26.61%	73.27%
Albany	366	93.17%	10.38%	51.91%	10.38%	26.78%	21.31%	78.69%
Big Horn	86	89.53%	13.95%	74.42%	15.12%	10.47%	27.91%	72.09%
Campbell	682	89.44%	17.01%	81.96%	6.45%	11.58%	30.21%	69.50%
Carbon	492	87.40%	13.82%	58.33%	5.49%	35.16%	20.73%	79.27%
Converse	302	93.38%	10.60%	65.23%	17.88%	15.23%	24.17%	75.50%
Crook	79	89.87%	15.19%	34.18%	35.44%	30.38%	15.19%	84.81%
Fremont	1376	96.08%	5.67%	92.66%	0.87%	1.45%	31.47%	68.31%
Goshen	76	85.53%	18.42%	78.95%	6.58%	14.47%	21.05%	78.95%
Hot Springs	104	84.62%	16.35%	38.46%	35.58%	25.96%	27.88%	72.12%
Johnson	119	92.44%	17.65%	54.62%	16.81%	28.57%	33.61%	66.39%
Laramie	1601	84.13%	20.17%	79.20%	3.00%	14.37%	24.98%	75.02%
Lincoln	202	90.59%	13.86%	66.83%	6.44%	25.25%	17.33%	82.67%
Natrona	2312	93.04%	16.22%	83.43%	11.68%	3.85%	27.60%	72.40%
Niobrara	19	94.74%	21.05%	52.63%	21.05%	26.32%	26.32%	73.68%
Park	40	77.50%	25.00%	82.50%	5.00%	12.50%	12.50%	87.50%
Platte	25	84.00%	24.00%	80.00%	8.00%	8.00%	20.00%	80.00%
Sheridan	500	92.00%	11.20%	76.80%	7.80%	15.40%	25.20%	74.80%
Sublette	96	92.71%	8.33%	72.92%	5.21%	21.88%	19.79%	80.21%
Sweetwater	979	92.34%	17.06%	71.50%	3.27%	25.23%	27.78%	72.22%
Teton	165	96.36%	3.64%	61.21%	3.64%	34.55%	20.00%	76.36%
Washakie	136	94.85%	5.15%	82.35%	7.35%	9.56%	30.88%	69.12%
Weston	21	85.71%	14.29%	80.95%		19.05%	42.86%	57.14%

* Total percents may not equal 100 due to lack of information, or a single arrest involving multiple crimes.

TOTAL NUMBER OF CUSTODIAL ARRESTS STATEWIDE

Field Arrests Warrant Arrests



Alcohol And Drug Involvement

Total Offenses

County Department	Total Offenses	Number Involving Alcohol	Percent Involving Alcohol	Number Involving Drugs	Percent Involving Drugs
Statewide	9778	5156	52.73%	2022	20.68%
Albany	366	194	53.01%	69	18.85%
Big Horn	86	50	58.14%	18	20.93%
Campbell	682	336	49.27%	164	24.05%
Carbon	492	151	30.69%	132	26.83%
Converse	302	176	58.28%	88	29.14%
Crook	79	48	60.76%	12	15.19%
Fremont	1376	1076	78.20%	116	8.43%
Goshen	76	28	36.84%	18	23.68%
Hot Springs	104	57	54.81%	34	32.69%
Johnson	119	63	52.94%	39	32.77%
Laramie	1601	593	37.04%	314	19.61%
Lincoln	202	117	57.92%	44	21.78%
Natrona	2312	1136	49.13%	501	21.67%
Niobrara	19	10	52.63%	7	36.84%
Park	40	16	40.00%	8	20.00%
Platte	25	14	56.00%	3	12.00%
Sheridan	500	327	65.40%	111	22.20%
Sublette	96	53	55.21%	9	9.38%
Sweetwater	979	489	49.95%	298	30.44%
Teton	165	142	86.06%	18	10.91%
Washakie	136	69	50.74%	16	11.76%
Weston	21	11	52.38%	3	14.29%

Misdemeanor Offenses

County Department	Misdemeanor Offenses	Number Involving Alcohol	Percent Involving Alcohol	Number Involving Drugs	Percent Involving Drugs
Statewide	8906	5026	56.43%	1738	19.51%
Albany	341	192	56.30%	63	18.48%
Big Horn	77	48	62.34%	16	20.78%
Campbell	610	324	53.11%	136	22.30%
Carbon	430	144	33.49%	109	25.35%
Converse	282	171	60.64%	82	29.08%
Crook	71	48	67.61%	6	8.45%
Fremont	1322	1046	79.12%	108	8.17%
Goshen	65	28	43.08%	14	21.54%
Hot Springs	88	53	60.23%	24	27.27%
Johnson	110	61	55.45%	32	29.09%
Laramie	1347	567	42.09%	258	19.15%
Lincoln	183	114	62.30%	34	18.58%
Natrona	2151	1124	52.25%	439	20.41%
Niobrara	18	10	55.56%	6	33.33%
Park	31	14	45.16%	7	22.58%
Platte	21	13	61.90%	2	9.52%
Sheridan	460	323	70.22%	98	21.30%
Sublette	89	51	57.30%	6	6.74%
Sweetwater	904	476	52.65%	266	29.42%
Teton	159	141	88.68%	14	8.81%
Washakie	129	67	51.94%	16	12.40%
Weston	18	11	61.11%	2	11.11%

Resisting Arrest

County Department	Resisting Arrest Offenses	Number Involving Alcohol	Percent Involving Alcohol	Number Involving Drugs	Percent Involving Drugs
Statewide	158	94	59.49%	22	13.92%
Albany	1				
Big Horn					
Campbell					
Carbon	4	2	50.00%	4	100.00%
Converse	1	1	100.00%		
Crook					
Fremont	74	51	68.92%	6	8.11%
Goshen	2	2	100.00%		
Hot Springs	5	2	40.00%		
Johnson					
Laramie	44	22	50.00%	4	9.09%
Lincoln	1				
Natrona	4	1	25.00%	2	50.00%
Niobrara					
Park					
Platte					
Sheridan	1			1	100.00%
Sublette					
Sweetwater	20	13	65.00%	5	25.00%
Teton					
Washakie	1				
Weston					

Felony Offenses

County Department	Felony Offenses	Number Involving Alcohol	Percent Involving Alcohol	Number Involving Drugs	Percent Involving Drugs
Statewide	1401	268	19.13%	549	39.19%
Albany	38	5	13.16%	14	36.84%
Big Horn	12	3	25.00%	4	33.33%
Campbell	116	21	18.10%	52	44.83%
Carbon	68	11	16.18%	26	38.24%
Converse	32	7	21.88%	15	46.88%
Crook	12	3	25.00%	6	50.00%
Fremont	78	43	55.13%	16	20.51%
Goshen	14	2	14.29%	6	42.86%
Hot Springs	17	4	23.53%	10	58.82%
Johnson	21	4	19.05%	14	66.67%
Laramie	323	40	12.38%	83	25.70%
Lincoln	28	6	21.43%	13	46.43%
Natrona	375	61	16.27%	162	43.20%
Niobrara	4			4	100.00%
Park	10	3	30.00%	2	20.00%
Platte	6	3	50.00%	1	16.67%
Sheridan	56	11	19.64%	17	30.36%
Sublette	8	3	37.50%	3	37.50%
Sweetwater	167	35	20.96%	96	57.49%
Teton	6	1	16.67%	4	66.67%
Washakie	7	2	28.57%		
Weston	3			1	33.33%

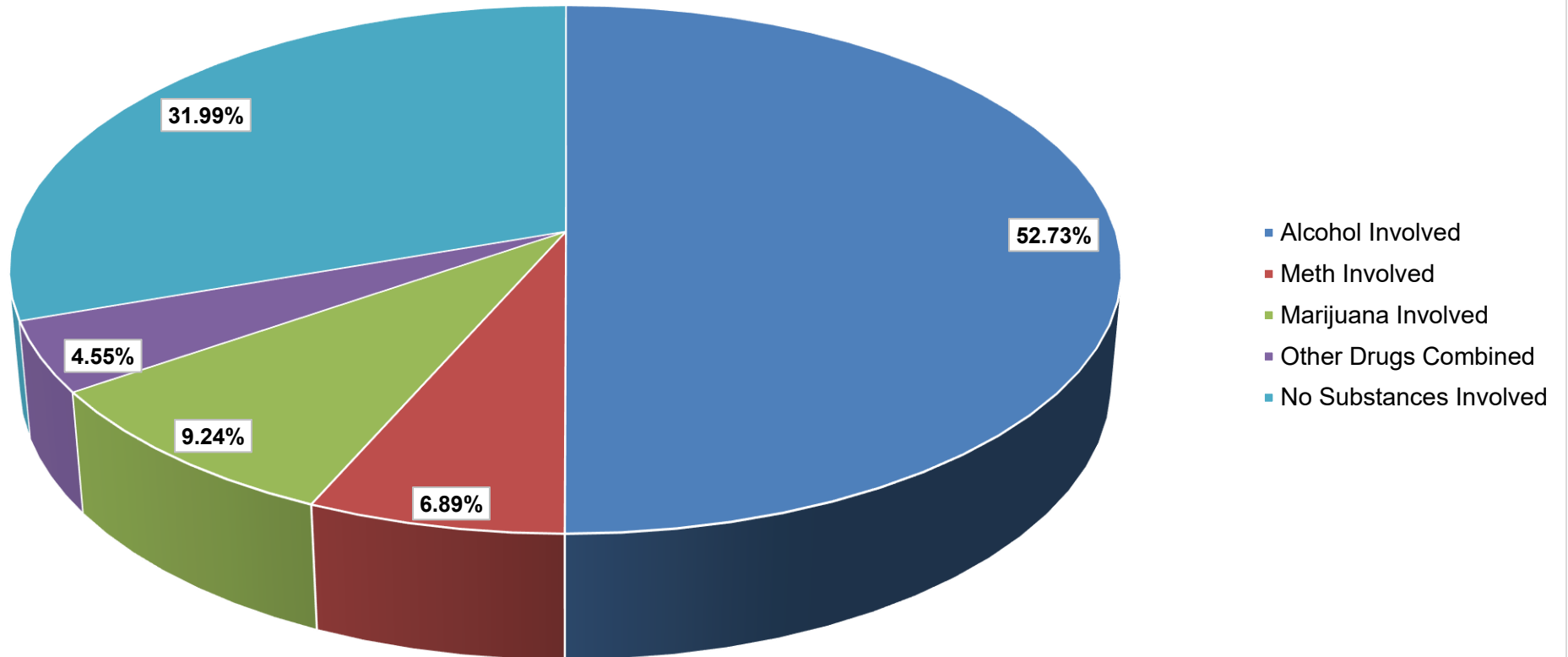
Domestic Violence

County Department	Domestic Violence Offenses	Number Involving Alcohol	Percent Involving Alcohol	Number Involving Drugs	Percent Involving Drugs
Statewide	592	259	43.75%	30	5.07%
Albany	3				
Big Horn	12	8	66.67%		
Campbell	61	16	26.23%	2	3.28%
Carbon	33	12	36.36%	3	9.09%
Converse	25	19	76.00%	2	8.00%
Crook	7	6	85.71%		
Fremont	95	63	66.32%	4	4.21%
Goshen	11	2	18.18%		
Hot Springs	6	3	50.00%		
Johnson	17	6	35.29%		
Laramie	150	47	31.33%	6	4.00%
Lincoln	21	7	33.33%	2	9.52%
Natrona	31	7	22.58%	2	6.45%
Niobrara	1	1	100.00%		
Park	5	2	40.00%	1	20.00%
Platte	3	3	100.00%		
Sheridan	35	22	62.86%	1	2.86%
Sublette	3	1	33.33%		
Sweetwater	61	28	45.90%	6	9.84%
Teton	2	2	100.00%		
Washakie	9	4	44.44%	1	11.11%
Weston	1				

Assault

County Department	Assault Offenses	Number Involving Alcohol	Percent Involving Alcohol	Number Involving Drugs	Percent Involving Drugs
Statewide	453	196	43.27%	40	8.83%
Albany	12	4	33.33%		
Big Horn	5	1	20.00%		
Campbell	19	7	36.84%	1	5.26%
Carbon	16	3	18.75%	3	18.75%
Converse	4	3	75.00%		
Crook					
Fremont	38	24	63.16%	1	2.63%
Goshen					
Hot Springs	2	1	50.00%		
Johnson	4	2	50.00%		
Laramie	65	23	35.38%	5	7.69%
Lincoln	8	6	75.00%		
Natrona	226	97	42.92%	26	11.50%
Niobrara	1	1	100.00%		
Park	1				
Platte	7	1	14.29%		
Sheridan	8	4	50.00%		
Sublette	3	1	33.33%	1	
Sweetwater	28	14	50.00%	3	10.71%
Teton	1	1	100.00%		
Washakie	5	3	60.00%		
Weston					

Meth, Alcohol, and Other Drugs Involved Arrests



Percentages total more than 100% due to multi-involvement (polyuse) of substances involved.

Meth, Marijuana, Drugs & Public Intoxication

County Department	Total Offenses	Meth Involved	% Meth of Total	Marijuana Involved	% Marij. of Total	Drugs Involved	% Drugs of Total	Public Intox.	% PI of Total	Public Intox. Ave. BAC
Statewide	9778	674	6.89%	903	9.24%	2022	20.68%	1059	10.83%	0.2350
Albany	366	12	3.28%	45	12.30%	69	18.85%			
Big Horn	86	6	6.98%	11	12.79%	18	20.93%	1	1.16%	0.1000
Campbell	682	70	10.26%	52	7.62%	164	24.05%	48	7.04%	0.2529
Carbon	492	23	4.67%	60	12.20%	132	26.83%	14	2.85%	0.2500
Converse	302	22	7.28%	49	16.23%	88	29.14%	9	2.98%	0.2500
Crook	79	2	2.53%	8	10.13%	12	15.19%	2	2.53%	
Fremont	1376	46	3.34%	32	2.33%	116	8.43%	500	36.34%	0.2502
Goshen	76	4	5.26%	9	11.84%	18	23.68%	6	7.89%	0.2780
Hot Springs	104	4	3.85%	26	25.00%	34	32.69%	8	7.69%	0.2900
Johnson	119	9	7.56%	25	21.01%	39	32.77%	5	4.20%	0.2725
Laramie	1601	92	5.75%	114	7.12%	314	19.61%	175	10.93%	0.2188
Lincoln	202	2	0.99%	30	14.85%	44	21.78%	5	2.48%	0.1900
Natrona	2312	242	10.47%	212	9.17%	501	21.67%	69	2.98%	0.2060
Niobrara	19	4	21.05%	2	10.53%	7	36.84%			
Park	40	1	2.50%	6	15.00%	8	20.00%	1	2.50%	0.1100
Platte	25	1	4.00%	2	8.00%	3	12.00%	1	4.00%	0.2000
Sheridan	500	29	5.80%	49	9.80%	111	22.20%	49	9.80%	0.2132
Sublette	96	2	2.08%	4	4.17%	9	9.38%	1	1.04%	
Sweetwater	979	95	9.70%	156	15.93%	298	30.44%	117	11.95%	0.2092
Teton	165	3	1.82%	6	3.64%	18	10.91%	41	24.85%	0.2139
Washakie	136	4	2.94%	3	2.21%	16	11.76%	7	5.15%	0.2500
Weston	21	1	4.76%	2	9.52%	3	14.29%			

2025 Substance Demographics

Alcohol

	Alcohol						DUI Alcohol						Traffic Crashes- Alcohol					
	Total Offenses	Alcohol Involved	Male	% Male Alcohol Involved	Female	% Female Alcohol Involved	DUI	DUI Alcohol involved	Male	% Male Alcohol Involved	Female	% Female Alcohol Involved	Traffic Crashes	Crashes- Alcohol Involved	Male	% Male Alcohol Involved	Female	% Female Alcohol Involved
Statewide	9778	5156	3249	63.0%	1899	36.8%	2734	2385	1760	73.8%	620	26.0%	387	306	199	65.0%	107	35.0%
17 and Under	111	42	28	66.7%	14	33.3%	13	7	4	0.2%	3	0.5%	2	2	1	0.5%	1	0.9%
18-25	1910	1079	798	74.0%	281	26.0%	591	535	413	23.5%	122	19.7%	82	69	55	27.6%	14	13.1%
26-35	2638	1332	969	72.7%	363	27.3%	741	657	472	26.8%	185	29.8%	103	80	30	15.1%	50	46.7%
36-45	2610	1290	365	28.3%	924	71.6%	622	521	376	21.4%	144	23.2%	83	57	42	21.1%	15	14.0%
46 and above	2492	1405	1087	77.4%	317	22.6%	762	660	494	28.1%	166	26.8%	117	98	71	35.7%	27	25.2%
Unknown Age	17	8	2	25.0%			5	5	1	0.1%								

Marijuana

	Marijuana						DUI Marijuana						Traffic Crashes- Marijuana					
	Total Offenses	Marijuana Involved	Male	% Male Marijuana Involved	Female	% Female Marijuana Involved	DUI	DUI Marijuana involved	Male	% Male Marijuana Involved	Female	% Female Marijuana Involved	Traffic Crashes	Crashes- Marijuana Involved	Male	% Male Marijuana Involved	Female	% Female Marijuana Involved
Statewide	9778	903	504	55.8%	197	21.8%	2721	315	229	72.7%	85	27.0%	387	35	22	62.9%	13	37.1%
17 and Under	111	13	8	1.6%		5.0%							2	0	0		0	
18-25	1910	206	7	1.4%	2	1.0%	591	88	68	29.7%	19	22.4%	82	9	7	31.8%	2	15.4%
26-35	2638	253	175	34.7%	78	39.6%	741	77	54	23.6%	23	27.1%	103	9	3	13.6%	6	46.2%
36-45	2610	243	171	33.9%	72	36.5%	622	81	57	24.9%	24	28.2%	83	12	9	40.9%	3	23.1%
46 and above	2492	186	141	28.0%	45	22.8%	762	69	50	21.8%	19	22.4%	117	5	3	13.6%	2	15.4%
Unknown Age	17	2	2	0.4%			5											

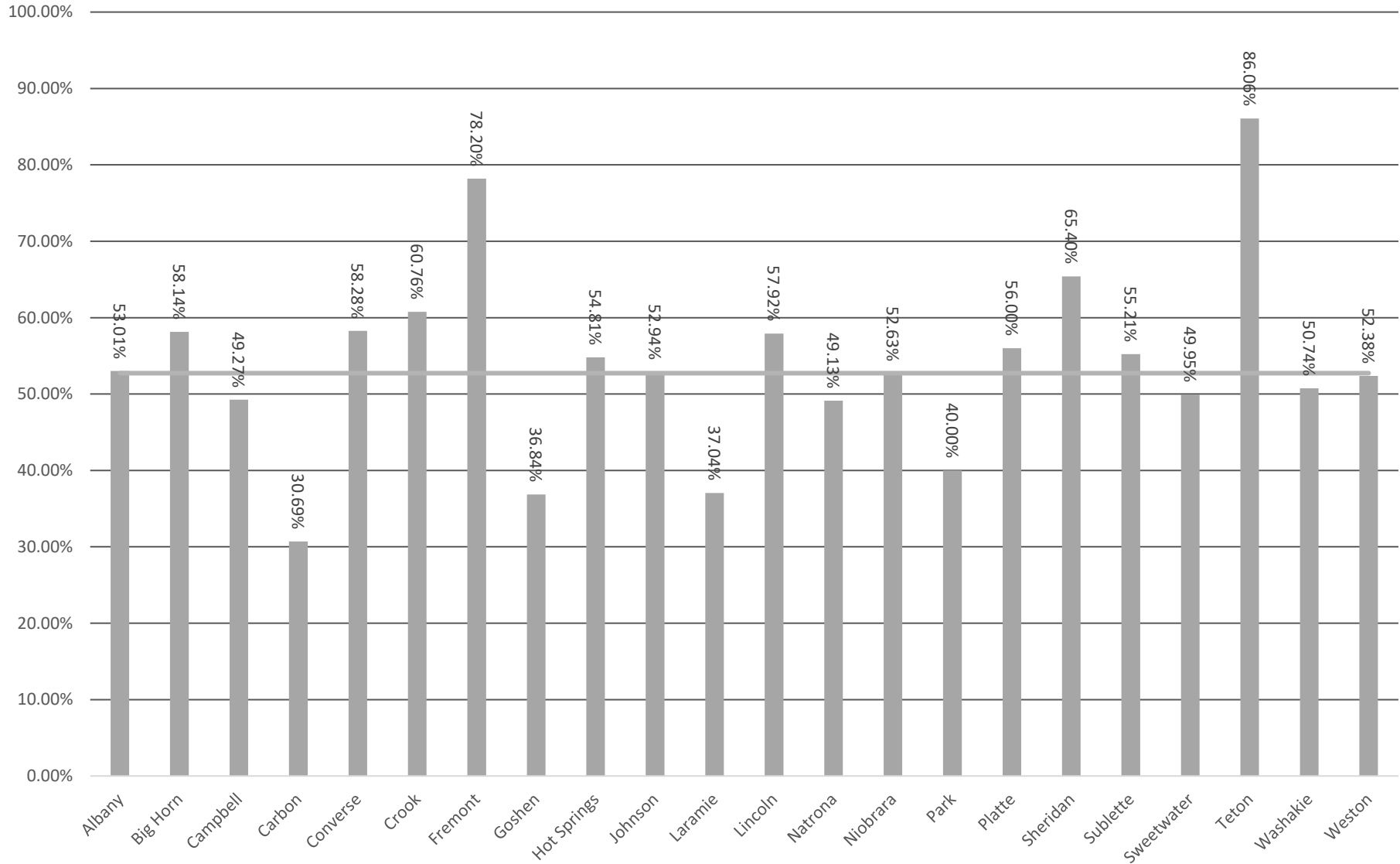
Methamphetamine

	Methamphetamine						DUI Methamphetamine						Traffic Crashes- Methamphetamine					
	Total Offenses	Meth Involved	Male	% Male Meth Involved	Female	% Female Meth Involved	DUI	DUI Meth involved	Male	% Male Meth Involved	Female	% Female Meth Involved	Traffic Crashes	Crashes- Meth Involved	Male	% Male Meth Involved	Female	% Female Meth Involved
Statewide	9778	674	398	59.1%	276	40.9%	2721	74	38	51.4%	29	39.2%	387	19	10	52.6%	9	47.4%
17 and Under	111	1	0	0.0%	1	0.4%	0	0	0		0		2	0	0		0	
18-25	1910	61	37	9.3%	24	8.7%	591	5	3	7.9%	2	6.9%	82	2	1	10.0%	1	11.1%
26-35	2638	174	98	24.6%	76	27.5%	741	17	3	7.9%	14	48.3%	103	6	3	30.0%	3	33.3%
36-45	2610	243	142	35.7%	101	36.6%	622	26	15	39.5%	11	37.9%	83	9	4	40.0%	5	55.6%
46 and above	2492	195	121	30.4%	74	26.8%	762	26	17	44.7%	2	6.9%	117	2	2	20.0%		
Unknown	17						5											

Note: Total male and female offenses will not equal total offenses in categories that include individual offenses where gender was unknown or not specified.

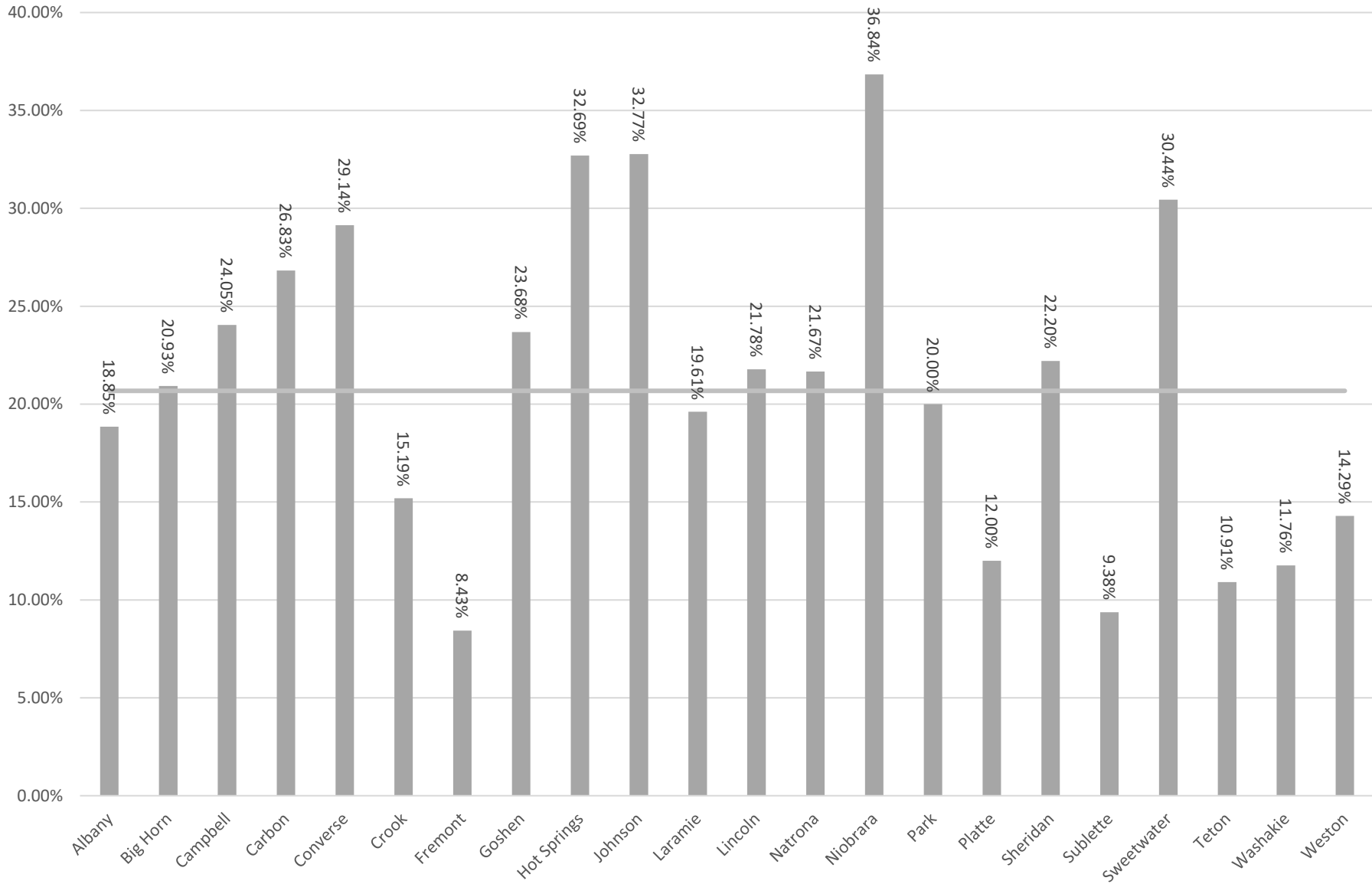
Alcohol Involved Arrests as a Percentage of All Arrests by County

(Bold line indicates statewide percent - 52.73%)



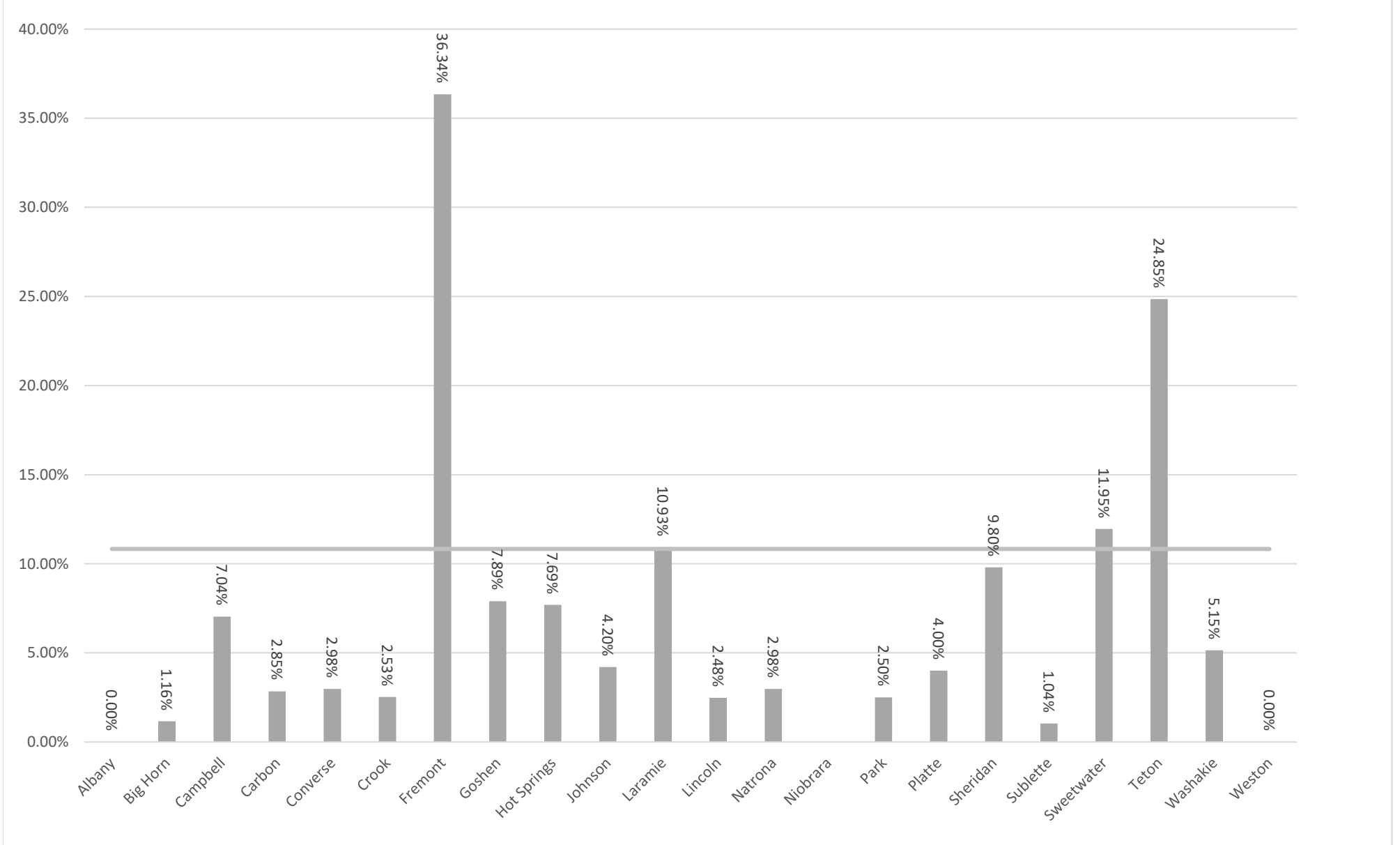
Other Drugs Involved as a Percentage of All Arrests by County

(Bold line indicates statewide percent - 20.68%)

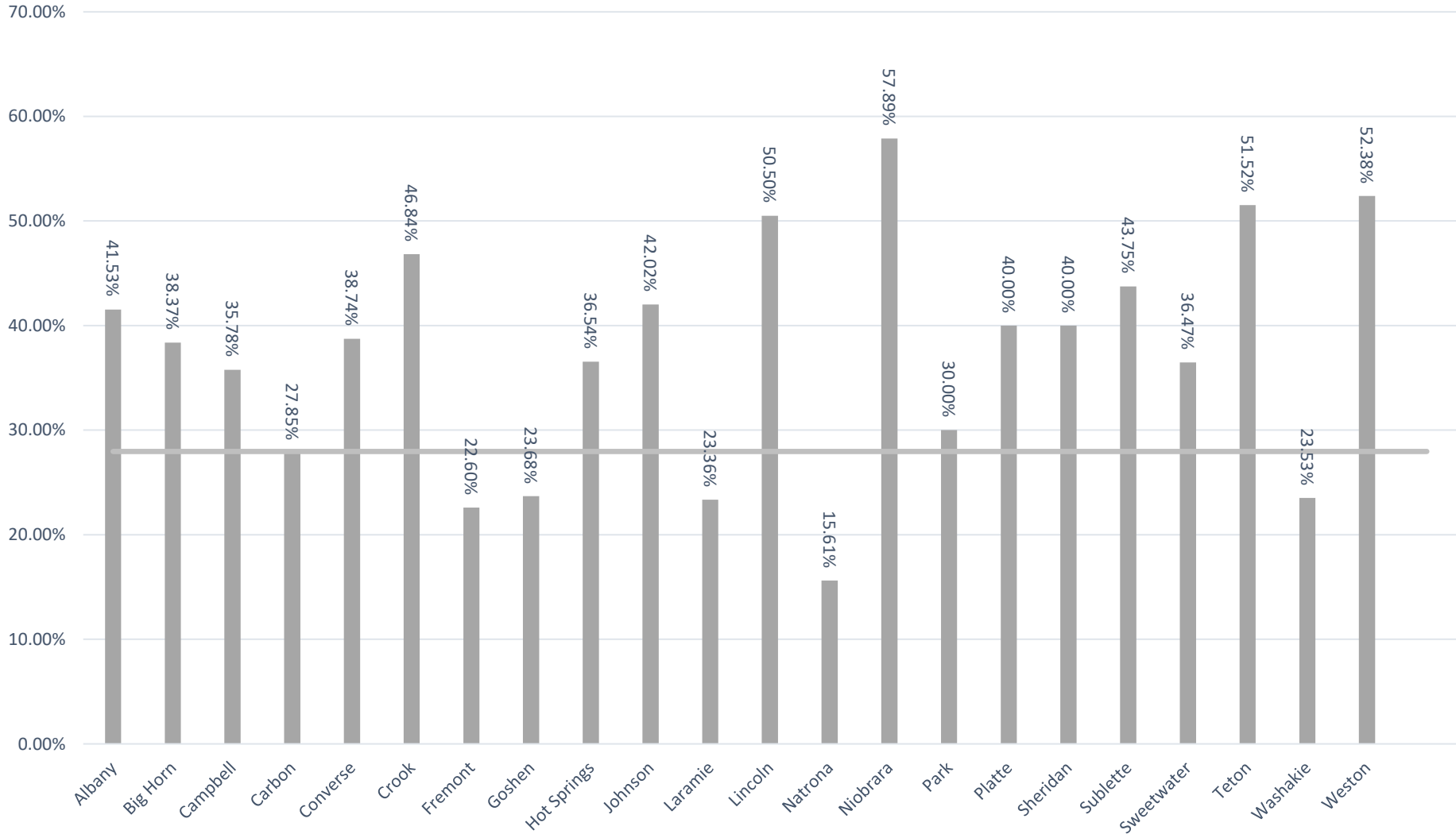


Public Intoxication Arrests as a Percentage of All Arrests by County

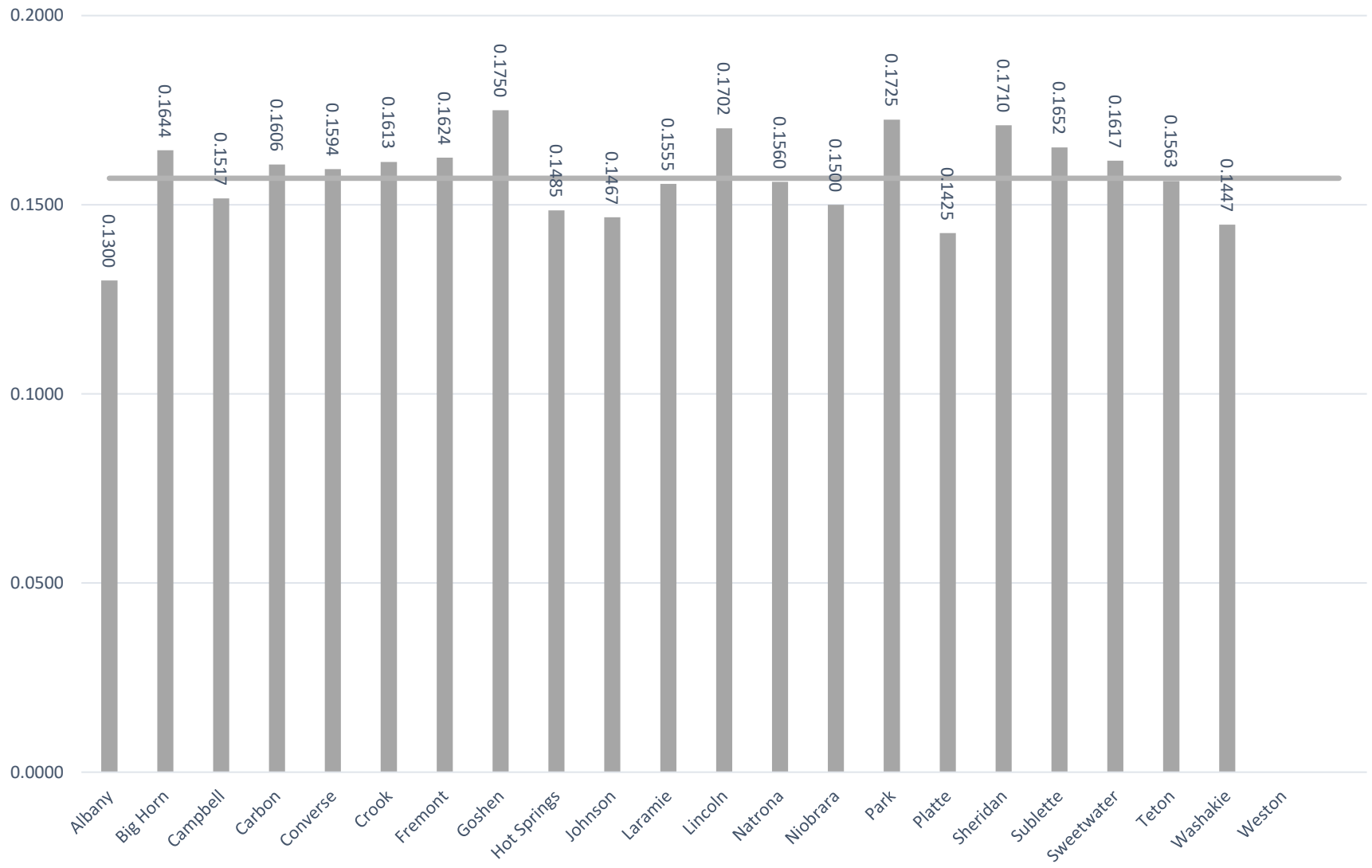
(Bold Line indicates statewide percent - 10.83%)



DUI Arrests as a Percentage of All Arrests by County (Bold line indicates statewide percent - 27.96%)



Average DUI BAC (Bold line indicates statewide average - .1570)



DUI Arrests

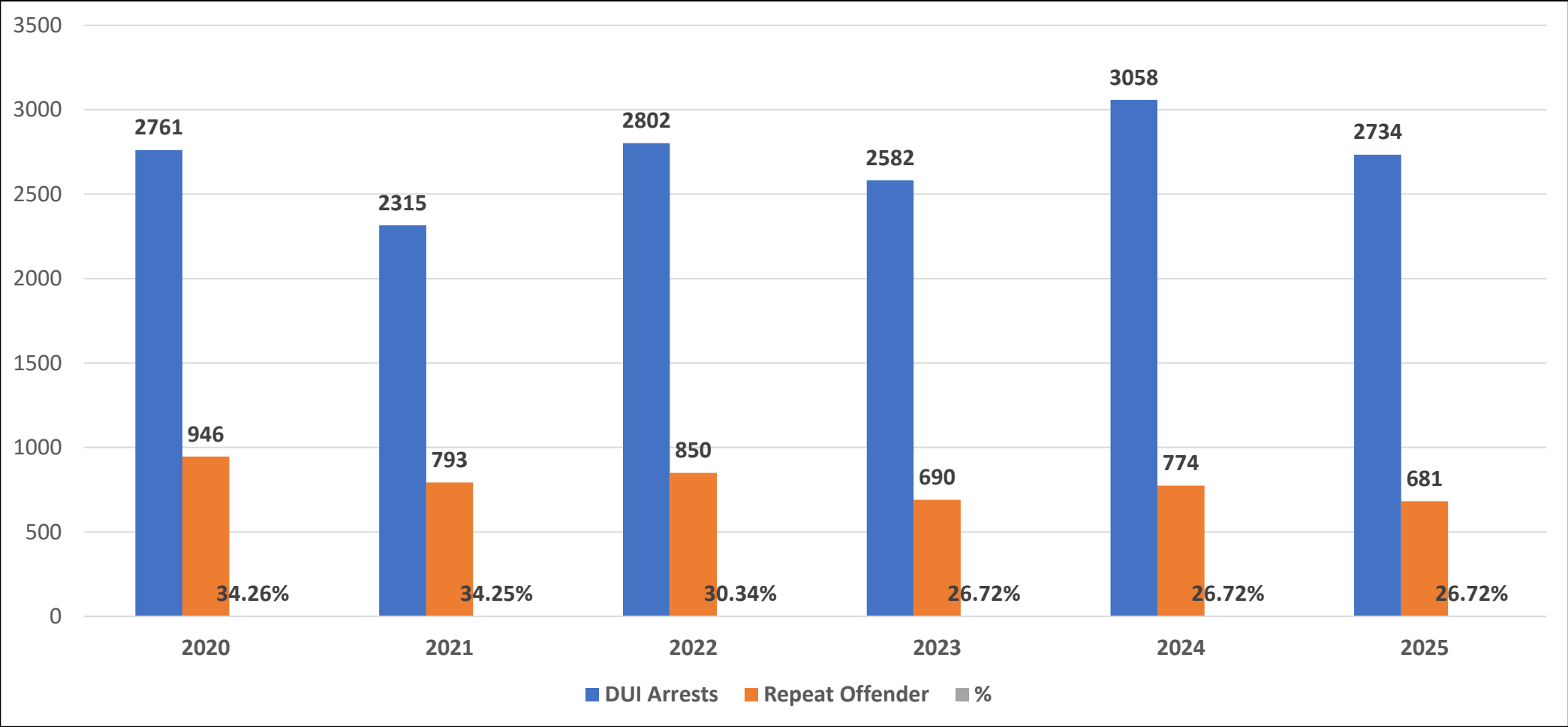
County Department	Total Offenses	DUI Offenses	% DUI of Total	Average BAC	DUI Involving Drugs	% DUI Involving Drugs
Statewide	9778	2734	27.96%	0.1730	573	20.96%
Albany	366	152	41.53%	0.1430	29	19.08%
Big Horn	86	33	38.37%	0.1455	5	15.15%
Campbell	682	244	35.78%	0.1668	28	11.48%
Carbon	492	137	27.85%	0.1792	43	31.39%
Converse	302	117	38.74%	0.1607	35	29.91%
Crook	79	37	46.84%	0.1588	4	10.81%
Fremont	1376	311	22.60%	0.1961	36	11.58%
Goshen	76	18	23.68%	0.2261	4	22.22%
Hot Springs	104	38	36.54%	0.1639	15	39.47%
Johnson	119	50	42.02%	0.1515	16	32.00%
Laramie	1601	374	23.36%	0.1624	98	26.20%
Lincoln	202	102	50.50%	0.1635	22	21.57%
Natrona	2312	361	15.61%	0.1761	86	23.82%
Niobrara	19	11	57.89%	0.1450	2	18.18%
Park	40	12	30.00%	0.1656	1	8.33%
Platte	25	10	40.00%	0.1580		
Sheridan	500	200	40.00%	0.1662	35	17.50%
Sublette	96	42	43.75%	0.1582	3	7.14%
Sweetwater	979	357	36.47%	0.1743	94	26.33%
Teton	165	85	51.52%	0.1766	11	12.94%
Washakie	136	32	23.53%	0.1525	6	18.75%
Weston	21	11	52.38%			

Note: Cheyenne PD officers have the option to cite and release persons arrested for DUI for a first offense when the arrestee's vehicle has been impounded.

Traffic Crashes

County Department	Total Offenses	Alcohol Involved	% Alcohol Involved	Average of BAC	Drugs Involved	% Drugs Involved
Statewide	419	348	83.05%	0.1707	103	24.58%
Albany	15	13	86.67%	0.1617	4	26.67%
Big Horn	6	6	100.00%	0.1480		
Campbell	18	14	77.78%	0.2011	4	22.22%
Carbon	16	10	62.50%	0.1440	4	25.00%
Converse	20	17	85.00%	0.1662	5	25.00%
Crook	9	6	66.67%	0.1500	4	44.44%
Fremont	22	18	81.82%	0.1486	7	31.82%
Goshen	6	4	66.67%	0.2100	1	16.67%
Hot Springs	7	5	71.43%	0.1950	1	14.29%
Johnson	6	5	83.33%	0.1667	1	16.67%
Laramie	50	41	82.00%	0.2036	16	32.00%
Lincoln	25	23	92.00%	0.1744	7	28.00%
Natrona	73	62	84.93%	0.1752	18	24.66%
Niobrara	5	5	100.00%	0.1100	1	20.00%
Park	1	1	100.00%			
Platte	4	4	100.00%	0.2300		
Sheridan	21	17	80.95%	0.1400	7	33.33%
Sublette	4	4	100.00%	0.1333		
Sweetwater	80	69	86.25%	0.1700	18	22.50%
Teton	7	5	71.43%	0.1700	1	14.29%
Uinta	13	9	69.23%	0.1833	2	15.38%
Washakie	5	5	100.00%	0.1520	2	40.00%
Weston	6	5	83.33%	0.1825		

DUI Arrests/Repeat Offenders



Marijuana Involvement-DUI and Traffic Crashes

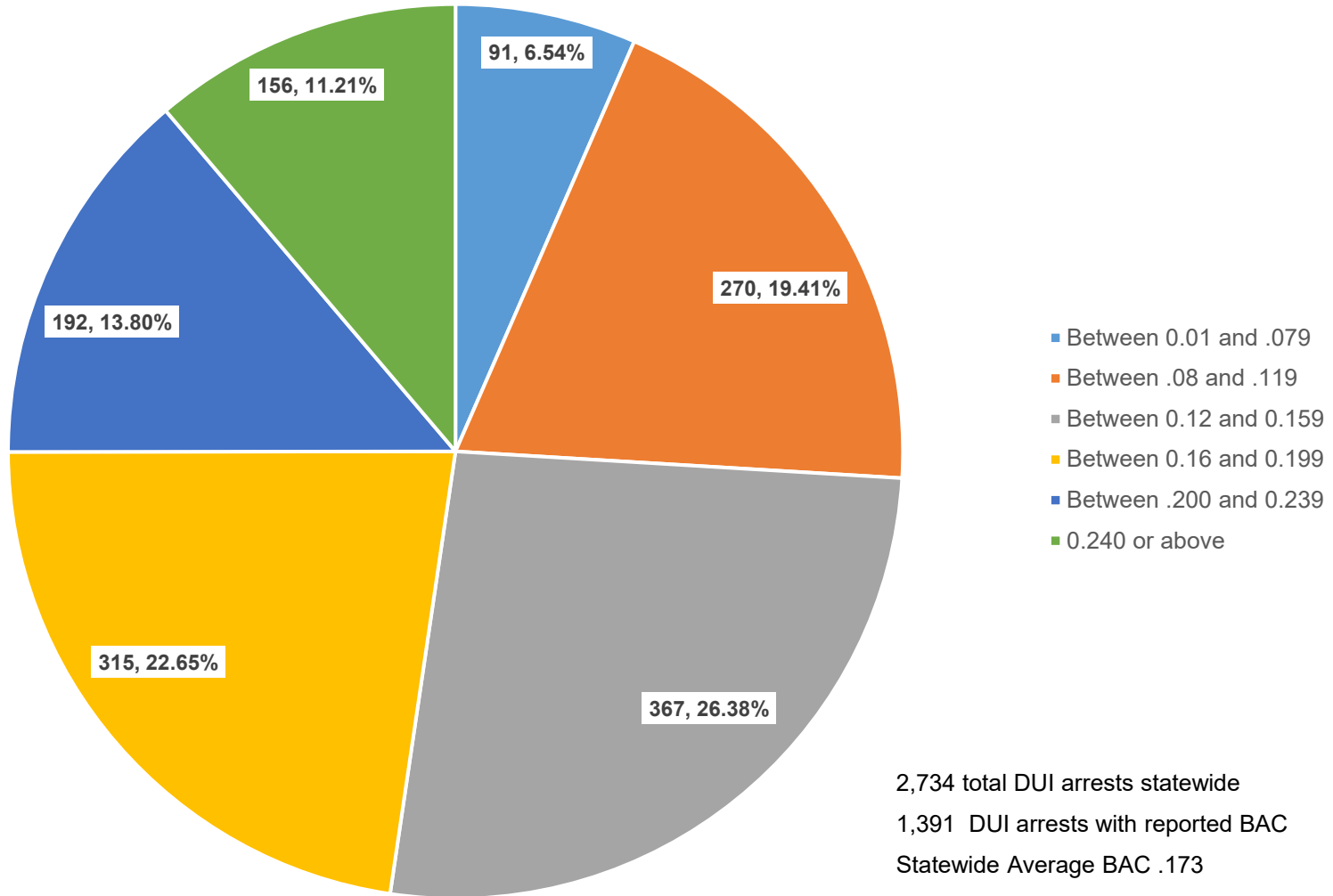
County Department	Total Offenses	Marijuana Involved	% Marij. of Total	DUI	DUI-Marij Involved	% of Total DUI with Marijuana Involved	Traffic Crashes	Traffic Crashes- Marijuana Involved	% of Total Traffic Crashes with Marijuana Involved
Statewide	9778	903	9.24%	2734	320	11.70%	387	35	9.04%
Albany	366	45	12.30%	152	21	13.82%	15	1	6.67%
Big Horn	86	11	12.79%	33	3	9.09%	7	1	14.29%
Campbell	682	52	7.62%	244	10	4.10%	29	1	3.45%
Carbon	492	60	12.20%	137	23	16.79%	17	1	5.88%
Converse	302	49	16.23%	117	23	19.66%	27	1	3.70%
Crook	79	8	10.13%	37	1	2.70%	7	1	14.29%
Fremont	1376	32	2.33%	311	14	4.50%	14		
Goshen	76	9	11.84%	18	2	11.11%	3		
Hot Springs	104	26	25.00%	38	9	23.68%	8	3	37.50%
Johnson	119	25	21.01%	50	10	20.00%	7	2	28.57%
Laramie	1601	114	7.12%	374	56	14.97%	51	6	11.76%
Lincoln	202	30	14.85%	102	12	11.76%	20	5	25.00%
Natrona	2312	212	9.17%	361	52	14.40%	65	7	10.77%
Niobrara	19	2	10.53%	11	1	9.09%	4		
Park	40	6	15.00%	12	1	8.33%	2		
Platte	25	2	8.00%	10			1		
Sheridan	500	49	9.80%	200	17	8.50%	30		
Sublette	96	4	4.17%	42	2	4.76%	11		
Sweetwater	979	156	15.93%	357	59	16.53%	58	6	10.34%
Teton	165	6	3.64%	85	3	3.53%	6		
Washakie	136	3	2.21%	32	1	3.13%	5		
Weston	21	2	9.52%	11					

Methamphetamine Involvement-DUI and Traffic Crashes

County Department	Total Offenses	Meth Involved	% Meth of Total	DUI	DUI-Meth Involved	% of Total DUI with Meth Involved	Traffic Crashes	Traffic Crashes-Meth Involved	% of Total Traffic Crashes with Meth Involved
Statewide	9778	674	6.89%	2734	74	2.71%	387	19	4.91%
Albany	366	12	3.28%	152	2	1.32%	15	1	6.67%
Big Horn	86	6	6.98%	33	2	6.06%	7		
Campbell	682	70	10.26%	244	7	2.87%	29	2	6.90%
Carbon	492	23	4.67%	137	4	2.92%	17		
Converse	302	22	7.28%	117	5	4.27%	27	2	7.41%
Crook	79	2	2.53%	37	1	2.70%	7		
Fremont	1376	46	3.34%	311	6	1.93%	14		
Goshen	76	4	5.26%	18	1	5.56%	3	1	33.33%
Hot Springs	104	4	3.85%	38	3	7.89%	8		
Johnson	119	9	7.56%	50	2	4.00%	7	1	14.29%
Laramie	1601	92	5.75%	374	7	1.87%	51	2	3.92%
Lincoln	202	2	0.99%	102	1	0.98%	20	1	5.00%
Natrona	2312	242	10.47%	361	16	4.43%	65	5	7.69%
Niobrara	19	4	21.05%	11			4		
Park	40	1	2.50%	12			2		
Platte	25	1	4.00%	10			1		
Sheridan	500	29	5.80%	200	2	1.00%	30		
Sublette	96	2	2.08%	42	1	2.38%	11	1	9.09%
Sweetwater	979	95	9.70%	357	12	3.36%	58	3	5.17%
Teton	165	3	1.82%	85	2	2.35%	6		
Washakie	136	4	2.94%	32			5		
Weston	21	1	4.76%	11					

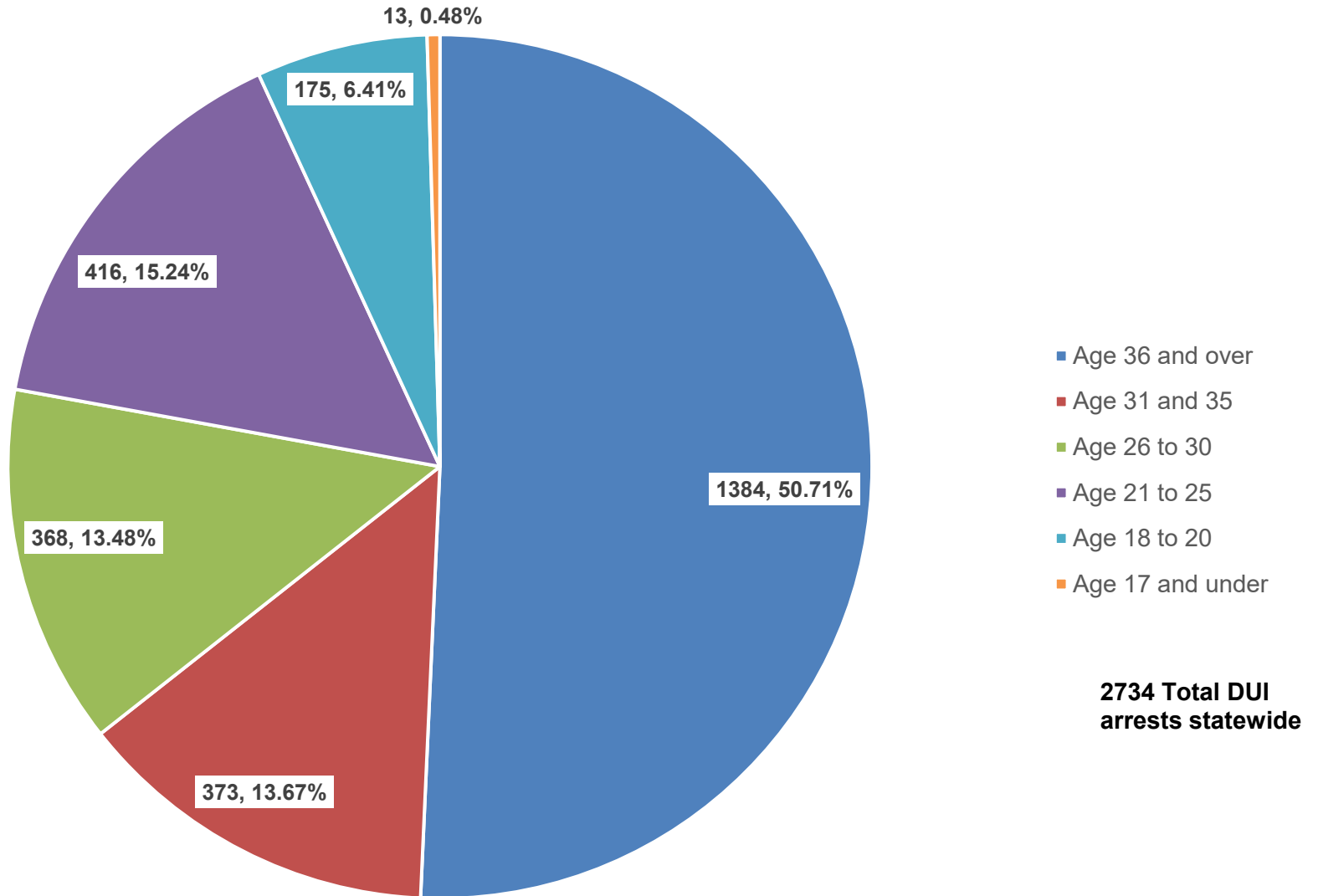
DUI Arrests with Reported BAC in Each Range

Number of DUI arrests with BAC in each Range



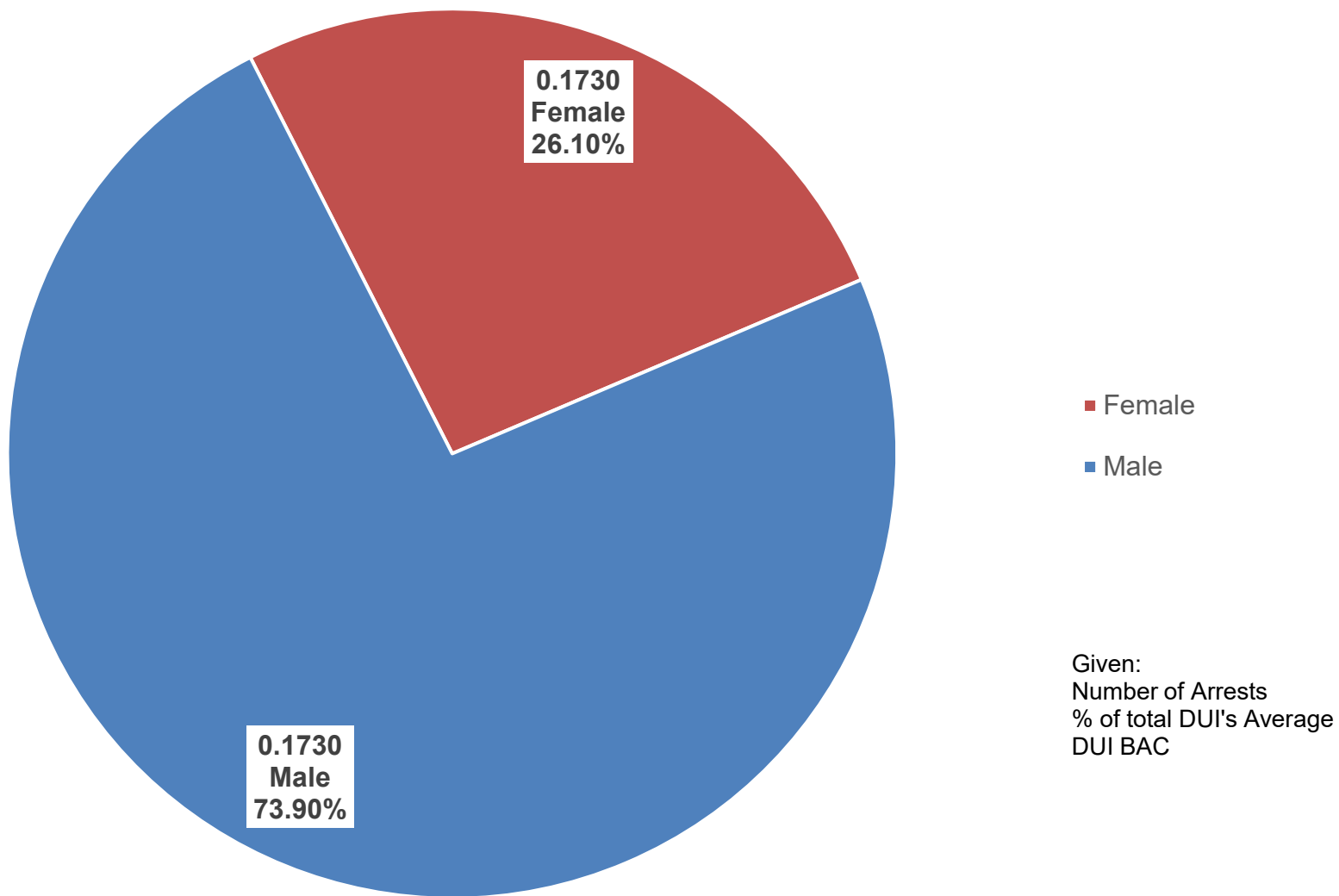
Given: Number of DUI arrests in range, percent of DUI arrests with BAC reported

DUI Arrests by Age

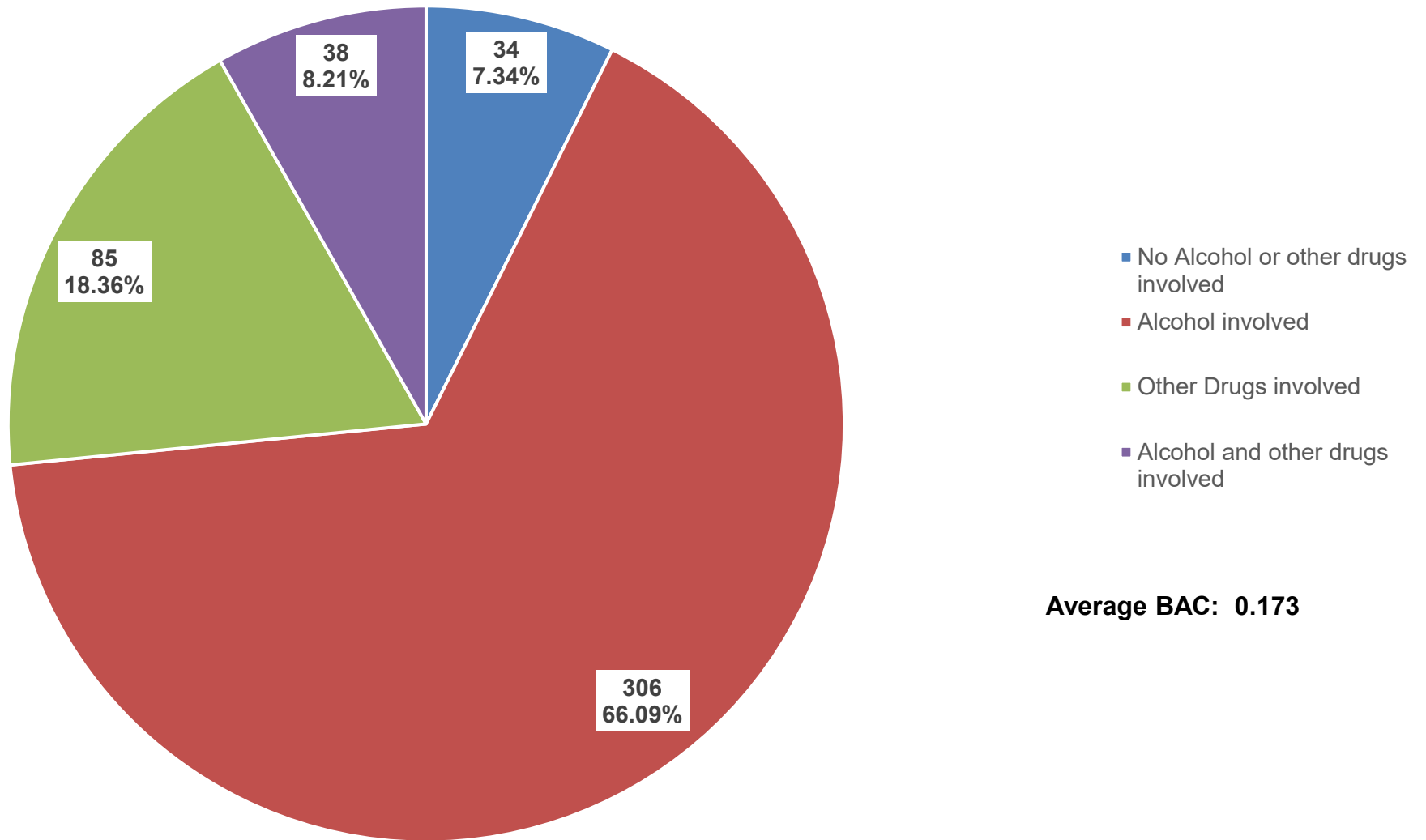


Given: Number of DUI arrests in range, percent of all DUI arrests

DUI BAC by Gender

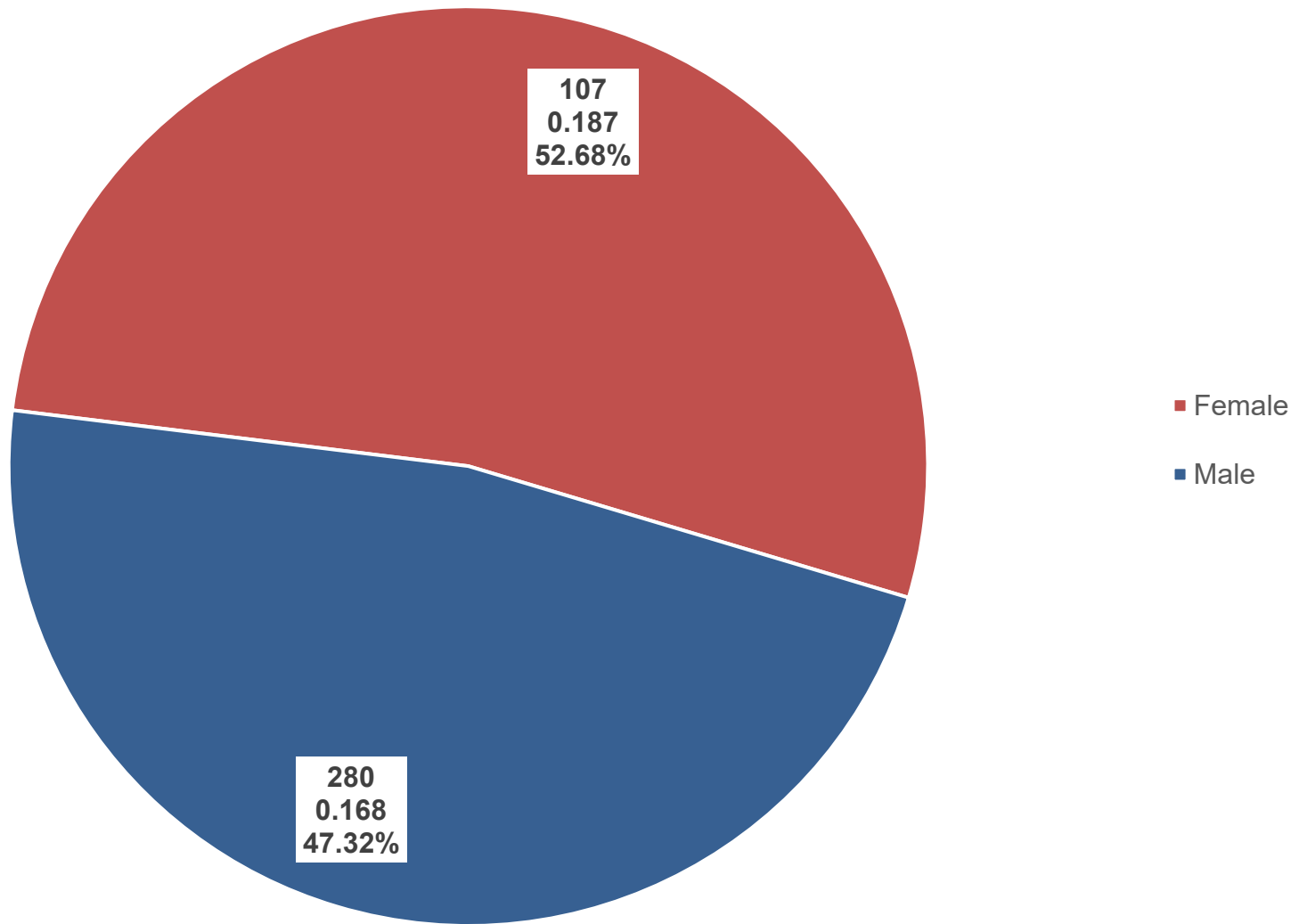


Traffic Crashes - Alcohol Involved



Given: Number of traffic crashes, percentages of all traffic crashes

Traffic Crashes by Gender



Given: Number of crashes Average BAC

Location of Alcohol Consumption and Point of Sale by Department

County Department	Alcohol Involved	Location of Consumption					Point of Sale				
		Home	Bar	Private Party	Public Event	No Response	Home	Retail Liquor	Private Party	Public Event	No Response
Statewide Totals	5156	52	464	94	46	2923	243	454	65	32	3473
Albany	194		20	7	2	21	8	12	5	1	24
Bighorn	50		13	2		24	1	7			37
Campbell	336	10	53	3		288	20	50	3		320
Carbon	151	3	18	8	1	27	11	12	4	1	45
Converse	176	9	36	10	1	91	38	45	7		162
Crook	48		3	10		17	4	4	4		42
Fremont	1076	4	16	4		554	12	6	5		842
Goshen	28					33					41
Hot Springs	57	1	7	2		5	5	8	1		13
Johnson	63		2	1	2	39	8	3	3		56
Laramie	593	8	59	15	10	492	40	57	13	11	550
Lincoln	117		16	3	2	81	4	15	1	1	128
Natrona	1136	8	41		4	192	24	36		2	232
Niobrara	10		3			12		3			15
Park	16		3		1	7	3	3			14
Platte	14			1		4			1		5
Sheridan	327	4	30	11	3	326	47	35	7	2	350
Sublette	53		12	3		20	6	19	3		25
Sweetwater	489	5	103	3	11	511	6	110	3	6	386
Teton	142		21	5	9	106	2	23	4	8	109
Washakie	69		6	6		72	3	4	1		76
Weston	11		2			1	1	2			1

**Statewide Juvenile Arrests
January 1, 2025 - December 31, 2025**

County Department	Total Offenses	Misde-meanor	Felony	Domestic Violence	Resisting Arrest	Assault	Public Intox	Alcohol Involved	Drugs Involved
Statewide	111	82	41	3	5	25		42	16
Albany	3	1	2			2			1
Big Horn									
Campbell	4	4				1		2	1
Carbon	9	6	3		1	1		1	4
Converse	6	6						6	
Crook									
Fremont	37	25	14		3	2		20	2
Goshen									
Hot Springs									
Johnson									
Laramie	1	1							
Lincoln									
Natrona	28	26	10			9		8	5
Niobrara									
Park	2	1	1						
Platte	4	4				4			
Sheridan									
Sublette	1	1						1	
Sweetwater	15	7	10	3	1	5		3	3
Teton									
Uinta									
Washakie	1		1			1		1	
Weston									

Percent by Department*

County Department	Total Offenses	Misde-meanor	Felony	Domestic Violence	Resisting Arrest	Assault	Public Intox	Alcohol Involved	Drugs Involved
Statewide	111	73.87%	36.94%	2.70%	4.50%	22.52%		37.84%	14.41%
Albany	3	33.33%	66.67%			66.67%			33.33%
Big Horn									
Campbell	4	100.00%				25.00%		50.00%	25.00%
Carbon	9	66.67%	33.33%		11.11%	11.11%		11.11%	44.44%
Converse	6	100.00%						100.00%	
Crook									
Fremont	37	67.57%	37.84%		8.11%	5.41%		54.05%	5.41%
Goshen									
Hot Springs									
Johnson									
Laramie	1	100.00%							
Lincoln									
Natrona	28	92.86%	35.71%			32.14%		28.57%	17.86%
Niobrara									
Park	2	50.00%	50.00%						
Platte	4	100.00%				100.00%			
Sheridan									
Sublette	1	100.00%						100.00%	
Sweetwater	15	46.67%	66.67%	20.00%	6.67%	33.33%		20.00%	20.00%
Teton									
Uinta									
Washakie	1		100.00%			100.00%		100.00%	
Weston									

* Total percent may not equal 100 due to lack of information, or a single arrest involving multiple crimes.

**Statewide Juvenile Arrests
January 1, 2025 - December 31, 2025**

Numbers By Department

County Department	Total Offenses	Misde-meanor	Felony	Residency			Female	Male	Average Age
				In County	In State Visitor	Out of State			
Statewide	111	82	41	95	10	5	32	79	15.95
Albany	3	1	2	3				3	16.00
Big Horn									
Campbell	4	4		4			4		17.00
Carbon	9	6	3	8		1	2	7	16.11
Converse	6	6		3		3	3	3	16.17
Crook									
Fremont	37	25	14	36			8	29	15.81
Goshen									
Hot Springs									
Johnson									
Laramie	1	1				1		1	16.00
Lincoln									
Natrona	28	26	10	19	9		12	16	15.96
Niobrara									
Park	2	1	1	2				2	16.00
Platte	4	4		4				4	15.00
Sheridan									
Sublette	1	1		1				1	17.00
Sweetwater	15	7	10	14	1		3	12	16.07
Teton									
Uinta									
Washakie	1		1	1				1	14.00
Weston									

Percent By Department*

County Department	Total Offenses	Misde-meanor	Felony	Residency			Female	Male
				In County	In State Visitor	Out of State		
Statewide	111	73.87%	36.94%	85.59%	9.01%	4.50%	28.83%	71.17%
Albany	3	33.33%	66.67%	100.00%				100.00%
Big Horn								
Campbell	4	100.00%		100.00%			100.00%	
Carbon	9	66.67%	33.33%	88.89%		11.11%	22.22%	77.78%
Converse	6							
Crook								
Fremont	37	67.57%	37.84%	97.30%			21.62%	78.38%
Goshen								
Hot Springs								
Johnson								
Laramie	1	100.00%				100.00%		100.00%
Lincoln								
Natrona	28	92.86%	35.71%	67.86%	32.14%		42.86%	57.14%
Niobrara								
Park	2	50.00%	50.00%	100.00%				100.00%
Platte	4	100.00%		100.00%				100.00%
Sheridan								
Sublette	1	100.00%		100.00%				100.00%
Sweetwater	15	46.67%	66.67%	93.33%	6.67%		20.00%	80.00%
Teton								
Uinta								
Washakie	1		100.00%	100.00%				100.00%
Weston								

* Total percent may not equal 100 due to lack of information, or a single arrest involving multiple crimes.

Statewide Juvenile Arrests
January 1, 2025 - December 31, 2025

Meth, Drugs & Public Intoxication

County Department	Total Offenses	Meth Involved	% Meth of Total	Marijuana Involved	% Marij. of Total	Drugs Involved	% Drugs of Total	Public Intox	Public Intox Ave. BAC
Statewide	111	1	0.90%	13	11.71%	16	14.41%		
Albany	3			1	33.33%	1	33.33%		
Big Horn									
Campbell	4			1	25.00%	1	25.00%		
Carbon	9			2	22.22%	4	44.44%		
Converse	6								
Crook									
Fremont	37	1	2.70%	1	2.70%	2	5.41%		
Goshen									
Hot Springs									
Johnson									
Laramie	1								
Lincoln									
Natrona	28			5	17.86%	5	17.86%		
Niobrara									
Park	2								
Platte	4								
Sheridan									
Sublette	1								
Sweetwater	15			3	20.00%	3	20.00%		
Teton									
Uinta									
Washakie	1								
Weston									

**Statewide Juvenile Arrests
January 1, 2025 - December 31, 2025**

Juvenile DUI Arrests

County Department	Total Offenses	Juvenile DUI Offenses	% DUI of Total	Average of BAC	Drugs Involved	% DUI Drugs Inv.
Statewide	2734	13	0.48%	0.165	5	38.46%
Albany	152	1	0.66%		1	100.00%
Big Horn	33					
Campbell	244					
Carbon	137	4	2.92%	0.290	2	50.00%
Converse	117					
Crook	37					
Fremont	311	3	0.96%	0.160	1	33.33%
Goshen	18					
Hot Springs	38					
Johnson	50					
Laramie	374					
Lincoln	102					
Natrona	361	1	0.28%	0.110		
Niobrara	11					
Park	12					
Platte	10					
Sheridan	200					
Sublette	42	1	2.38%	0.070		
Sweetwater	357	2	0.56%	0.160	1	50.00%
Teton	85					
Uinta						
Washakie	32	1	3.13%	0.200		
Weston	11					

Juvenile Traffic Crashes

County Department	Traffic Crashes	Alcohol Involved	% Alcohol Involved	Average of BAC	Drugs Involved
Statewide	2	2	100.00%	0.090	
Albany					
Big Horn					
Campbell					
Carbon					
Converse					
Crook					
Fremont					
Goshen					
Hot Springs					
Johnson					
Lincoln					
Laramie					
Natrona	1	1	100.00%	0.110	
Niobrara					
Park					
Platte					
Sheridan					
Sublette	1	1	100.00%	0.070	
Sweetwater					
Teton					
Uinta					
Washakie					
Weston					

**Statewide Juvenile Arrests
January 1, 2025 - December 31, 2025**

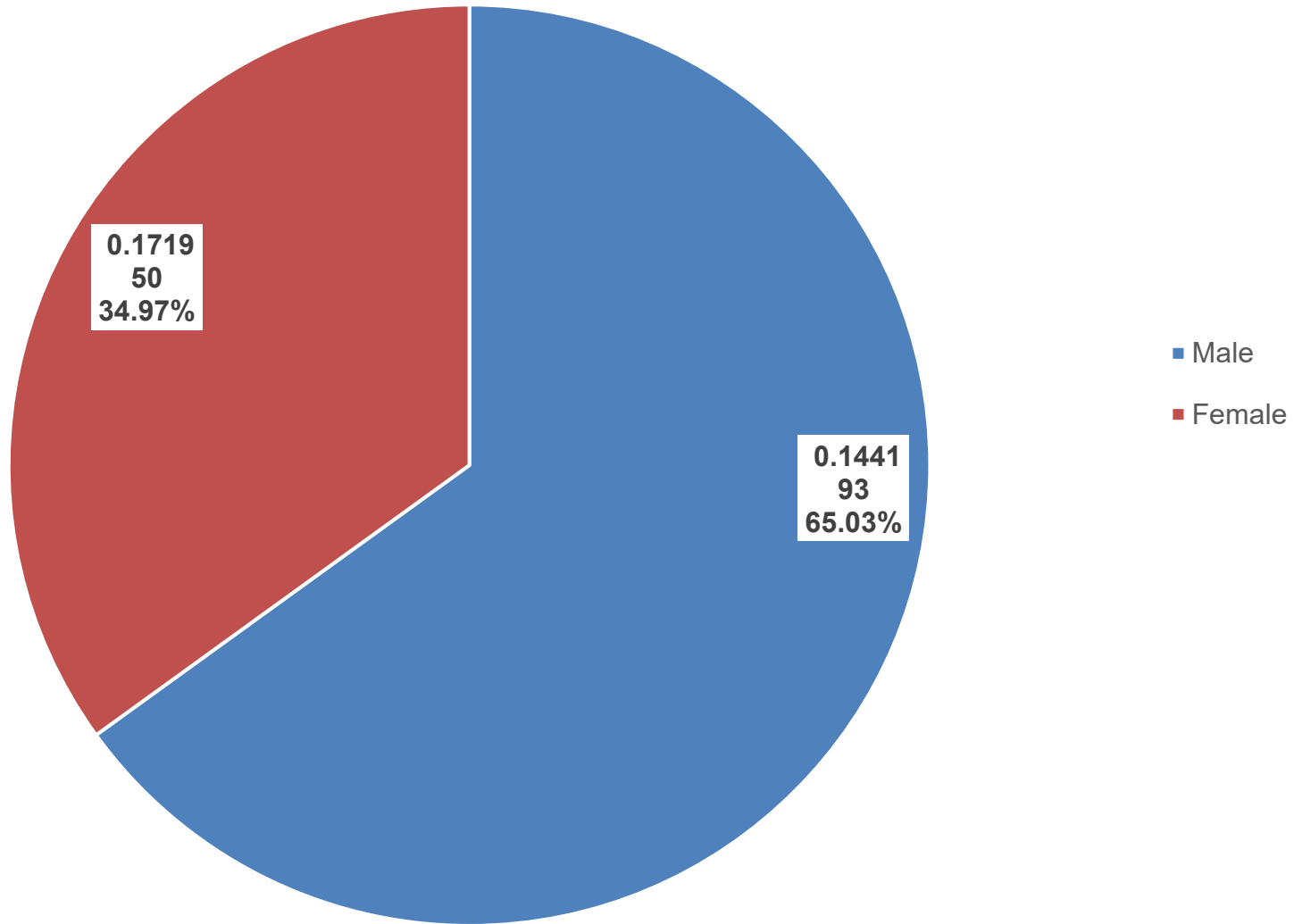
Underage DUI Arrests

County Department	DUI Offenses	Underage		Ave. BAC	Drugs	% DUI
		Offenses	% DUI of Total		Involved	Drugs Inv.
Statewide	2734	188	6.88%	0.1440	126	67.02%
Albany	152	24	15.79%	0.1353	12	50.00%
Big Horn	33	1	3.03%	0.1100	1	100.00%
Campbell	244	10	4.10%	0.1686	7	70.00%
Carbon	137	15	10.95%	0.1913	11	73.33%
Converse	117	9	7.69%	0.1281	7	77.78%
Crook	37	2	5.41%	0.1450		
Fremont	311	26	8.36%	0.1582	11	42.31%
Goshen	18					
Hot Springs	38	1	2.63%	0.0500	1	100.00%
Johnson	50	3	6.00%	0.0100	2	66.67%
Laramie	374	28	7.49%	0.1317	17	60.71%
Lincoln	102	5	4.90%	0.1200	3	60.00%
Natrona	361	19	5.26%	0.0974	19	100.00%
Niobrara	11					
Park	12	1	8.33%	0.1900		
Platte	10	1	10.00%	0.1400		
Sheridan	200	9	4.50%	0.1317	9	100.00%
Sublette	42	1	2.38%	0.0700		
Sweetwater	357	26	7.28%	0.1513	26	100.00%
Teton	85	3	3.53%	0.2067		
Washakie	32	3	9.38%	0.1100		
Weston	11	1	9.09%			

MIP Arrests

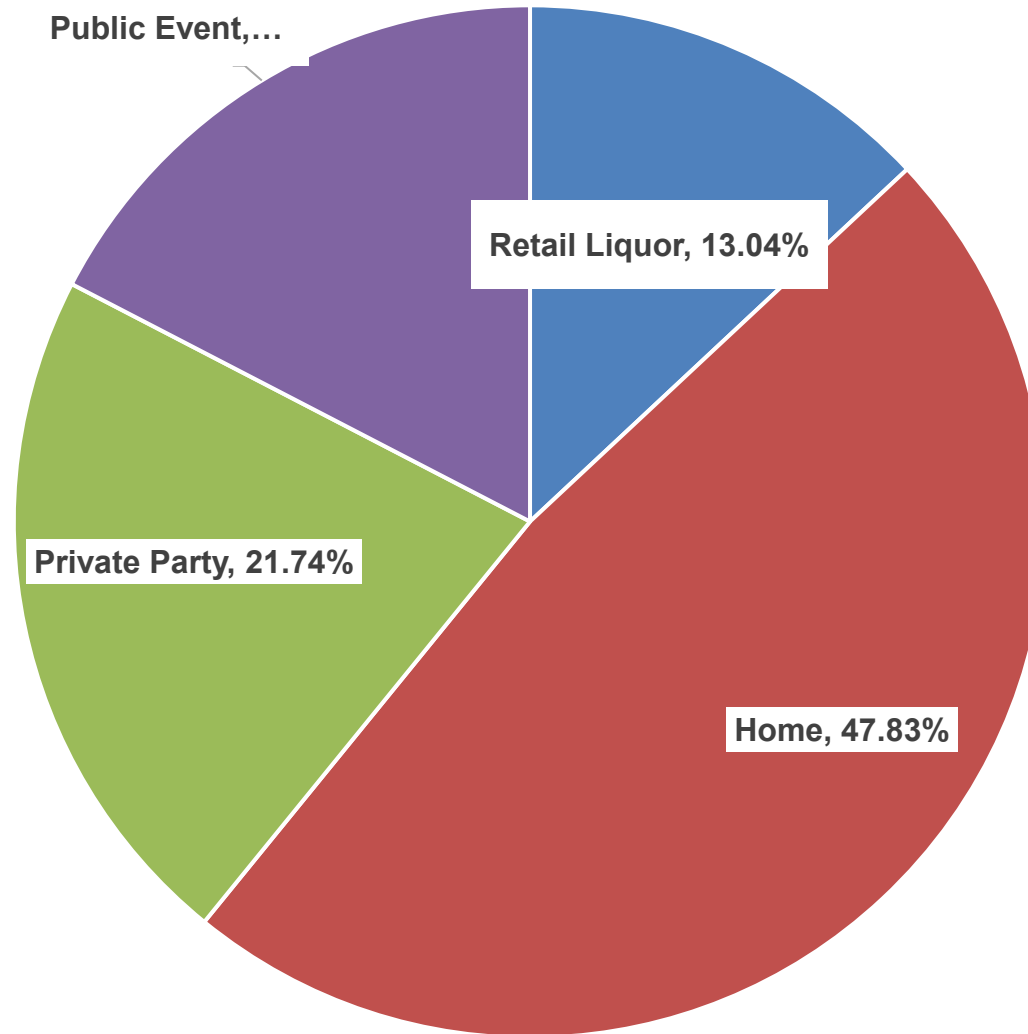
County Department	Total Offenses	MIP Arrests	% MIP to Total	Average of BAC
Statewide	840	143	17.02%	0.1540
Albany	70	11	15.71%	0.1630
Big Horn	9	1	11.11%	
Campbell	63	21	33.33%	0.1710
Carbon	57	2	3.51%	
Converse	38	20	52.63%	0.1140
Crook	4	2	50.00%	
Fremont	169	68	40.24%	0.1640
Goshen	4			
Hot Springs	6	3	50.00%	
Johnson	7	2	28.57%	0.0100
Laramie	102	2	1.96%	
Lincoln	18	2	11.11%	0.1850
Natrona	136	1	0.74%	
Niobrara				
Park	5			
Platte	3			
Sheridan	49	2	4.08%	
Sublette	7			
Sweetwater	75			
Teton	8	3	37.50%	0.2100
Uinta				
Washakie	8	3	37.50%	0.0650
Weston	2			

MIP BAC by Gender



Given: Number of Arrests % of total DUIs, Average DUI BAC

Where Minors Obtained Alcohol



Based on 197 reported responses

Natrona County Arrests
January 1, 2025- December 31, 2025

Numbers by Department

County Department	Total Offenses	Misde-meanor	Felony	Domestic Violence	Resist Arrest	Assault	Public Intox	Alcohol Involved	Drugs Involved	Traffic Crash	Female	Male	Average Age
Natrona County	2312	2151	375	31	4	226	69	1136	501	65	638	1674	39.10
Casper PD	2072	1959	325	15	3	220	49	1045	469	53	565	1507	39.29
Evansville PD	40	33	7				9	23	7	5	10	30	37.60
Mills PD	18	18		2		1	7	8	8	1	9	9	38.33
Natrona SO	180	140	42	14	1	5	4	60	15	6	53	127	37.27
Other	1	1							1			1	57.00
WHP	1		1						1		1		37.00

Percents by Department*

County Department	Total Offenses	Misde-meanor	Felony	Domestic Violence	Resist Arrest	Assault	Public Intox	Alcohol Involved	Drugs Involved	Traffic Crash	Female	Male
Natrona County	2312	93.04%	16.22%	1.34%	0.17%	9.78%	2.98%	49.13%	21.67%	2.81%	27.60%	72.40%
Casper PD	2072	94.55%	15.69%	0.72%	0.14%	10.62%	2.36%	50.43%	22.64%	2.56%	27.27%	72.73%
Evansville PD	40	82.50%	17.50%				22.50%	57.50%	17.50%	12.50%	25.00%	75.00%
Mills PD	18	100.00%		11.11%		5.56%	38.89%	44.44%	44.44%	5.56%	50.00%	50.00%
Natrona SO	180	77.78%	23.33%	7.78%	0.56%	2.78%	2.22%	33.33%	8.33%	3.33%	29.44%	70.56%
Other	1	100.00%							100.00%			100.00%
WHP	1		100.00%						100.00%		100.00%	

*Total percents may not equal 100 due to lack of information, or single arrests involving multiple crimes.

Natrona County Arrests
January 1, 2025- December 31, 2025

MIP Arrests

County Department	Total Underage Offenses	MIP Arrests	% MIP of Total	Average MIP BAC
Natrona County	139	1	0.72%	
Casper PD	120			
Evansville PD	2			
Mills PD	1	1	100.00%	
Natrona SO	16			
Other				
WHP				

Meth, Drugs & Public Intoxication

County Department	Total Offenses	Meth Involved	Marijuana Involved	Drugs Involved	Public Intox.	Pub. Intox. Ave. BAC
Natrona County	2312	242	212	501	69	0.206
Casper PD	2072	224	203	469	49	0.211
Evansville PD	40	2	4	7	9	0.235
Mills PD	18	4	2	8	7	0.157
Natrona SO	180	11	3	15	4	0.250
Other	1	1		1		
WHP	1			1		

DUI Arrests

County Department	Total Offenses	DUI Offenses	% DUI Of Total	Ave. BAC	DUI Involving Drugs	% DUI involving Drugs
Natrona County	2312	361	15.61%	0.156	86	23.82%
Casper PD	2072	299	14.43%	0.158	79	26.42%
Evansville PD	40	11	27.50%	0.154		
Mills PD	18	3	16.67%		2	66.67%
Natrona SO	180	48	26.67%	0.154	5	10.42%
Other	1					
WHP	1					

Traffic Crashes

County Department	Traffic Crashes	Alcohol Involved	% Alcohol Involved	Ave. BAC	Drugs Involved	% Drugs Involved
Natrona County	65	51	78.46%	0.168	14	21.54%
Casper PD	53	43	81.13%	0.166	12	22.64%
Evansville PD	5	4	80.00%	0.215		
Mills PD	1				1	100.00%
Natrona SO	6	4	66.67%	0.120	1	16.67%
Other						
WHP						

Underage DUI Arrests

County Department	DUI Offenses	Underage Offenses	% DUI Of Total	Ave. BAC	DUI Involving Drugs	% DUI involving Drugs
Natrona County	361	19	5.26%	0.097	25	131.58%
Casper PD	299	14	4.68%	0.097	24	171.43%
Evansville PD	11	2	18.18%	0.085		
Mills PD	3					
Natrona SO	48	3	6.25%	0.115	1	33.33%
Other						
WHP						

Warrant Arrests*

County Department	Warrant Arrests
Natrona County	1688
Casper PD	1374
Evansville PD	23
Mills PD	7
Natrona SO	283
Other	1
WHP	

Natrona County Arrests
January 1, 2025- December 31, 2025

Total Offenses

County Department	Total Offenses	Number Involving Alcohol	Percent Involving Alcohol	Number Involving Drugs	Percent Involving Drugs
Natrona County	2312	1136	49.13%	501	21.67%
Casper PD	2072	1045	50.43%	469	22.64%
Evansville PD	40	23	57.50%	7	17.50%
Mills PD	18	8	44.44%	8	44.44%
Natrona SO	180	60	33.33%	15	8.33%
Other	1			1	100.00%
WHP	1			1	100.00%

Domestic Violence

County Department	Domestic Violence Offenses	Number Involving Alcohol	Percent Involving Alcohol	Number Involving Drugs	Percent Involving Drugs
Natrona County	31	7	22.58%	2	6.45%
Casper PD	15	4	26.67%	1	6.67%
Evansville PD					
Mills PD	2			1	50.00%
Natrona SO	14	3	21.43%		
Other					
WHP					

Felony Offenses

County Department	Felony Offenses	Number Involving Alcohol	Percent Involving Alcohol	Number Involving Drugs	Percent Involving Drugs
Natrona County	375	61	16.27%	162	43.20%
Casper PD	325	57	17.54%	157	48.31%
Evansville PD	7	2	28.57%	2	28.57%
Mills PD	0				
Natrona SO	42	2	4.76%	2	4.76%
Other					
WHP	1			1	100.00%

Resisting Arrests

County Department	Resisting Arrest Offenses	Number Involving Alcohol	Percent Involving Alcohol	Number Involving Drugs	Percent Involving Drugs
Natrona County	4	1	25.00%	2	50.00%
Casper PD	3	1	33.33%	2	66.67%
Evansville PD					
Mills PD					
Natrona SO	1				
Other					
WHP					

Misdemeanor Offenses

County Department	Misdemeanor Offenses	Number Involving Alcohol	Percent Involving Alcohol	Number Involving Drugs	Percent Involving Drugs
Natrona County	2151	1136	52.81%	439	20.41%
Casper PD	1959	1045	53.34%	412	21.03%
Evansville PD	33	23	69.70%	5	15.15%
Mills PD	18	8	44.44%	8	44.44%
Natrona SO	140	60	42.86%	13	9.29%
Other	1			1	100.00%
WHP					

Assault

County Department	Assault Offenses	Number Involving Alcohol	Percent Involving Alcohol	Number Involving Drugs	Percent Involving Drugs
Natrona County	226	97	42.92%	26	11.50%
Casper PD	220	95	43.18%	26	11.82%
Evansville PD					
Mills PD	1	1			
Natrona SO	5	1			
Other					
WHP					

Natrona County Arrests
January 1, 2025- December 31, 2025

County Department	Location of Consumption						Point of Sale				
	Alcohol Involved	Home	Bar	Private Party	Public Event	Response	Home	Retail Liquor	Private Party	Public Event	Response
Natrona County	1136	8	41		4	192	24	36		2	232
Casper PD	1045	3	10		1	108	9	7			122
Evansville PD	23		11		1	9	1	10			13
Mills PD	8	1	2			10	3	1			13
Natrona SO	60	3	18		2	65	11	18		2	83
Other		1									1
WHP											

Bar Name	Evansville			Natrona	
	Casper PD	PD	Mills PD	Co SO	Total
2ND STREET LIQUOR & WINE				2	2
ALCOVA RESORT				1	1
BOOMTOWN BLAST	1				1
HAPPY DAYS LIQUOR	1	6		2	9
MAVERIK #547			1		1
MOONLIGHT LIQUORS	1				1
PARADISE VALLEY LIQUORS	1				1
RACKS				8	8
RAMKOTA HOTEL				1	1
TAYLORS SPORTS BAR & SPIRITS		4		1	5
THE FORT SALOON N EATERY				1	1
THE GASLIGHT SOCIAL	1			1	2
THE HORSE PALACE				1	1
WYOMING DISCOUNT LIQUOR	1				1
WYOMING DOWNS OTB 12	1				1
Total	7	10	1	18	36

*Total of percents in Location of Consumption and Point of Sale

No public events named in alcohol collection reports.



The following information is being collected in an effort to evaluate alcohol factors in custodial and DUI arrests in Wyoming. The data is used for statistical analysis purposes only. Please complete a separate submission for each person booked into your facility.

Complete the entries based on your knowledge of the case, personal observations, and/or questioning of the arrested person. The person should be advised no case sensitive information is being recorded.

Each agency is provided a final copy of the information available and may request statistical information at any time by contacting WASCOP. Thank you for your assistance in this vital project.

Submitting Officer First Name: _____ Last Name: _____

Submitting Agency: _____ County: _____

Arresting Agency: _____ Arrest Date: _____

Age: _____ Gender: Male / Female Warrant Arrest? *If yes, you do not need to complete the rest of this form:* Yes / No

Resident Status: County Resident In-State Visitor Out-of-State Visitor Offense Level(s) Charged: Misdemeanor Felony

Offense Category(ies) Charged:

- Assault
- BUI-Boating Under the Influence
- Breach of Peace
- Child Offenses
- Domestic Violence
- DWUI
- Interference w/ Peace Officer
- Minor In Possession
- Possession of a Controlled Substance
- Public Intoxication
- Resisting Arrest
- Other (Not Listed)

Previous DWUI?: Yes / No

Involved in a Crash?: Yes / No

Alcohol Involved?: Yes / No

- Refused Testing
- Warrant Issued – Sample Obtained
- Warrant Issued – Forcible Draw
- Warrant Issued – Refused Testing – Did Not Obtain Sample

Intoximeter Result: _____ Urinalysis Result: _____

PBT Result: _____ Blood Test Result: _____

Drugs Involved?: Yes / No

- Cannabis
- Cocaine
- Methamphetamine
- Opioid
- Prescription Medication
- Unknown

Last Known Location of Consumption?: Residence Vehicle Private Party/Event

Liquor Establishment _____ Public Event _____

Other _____ Refused/Unknown

Location Alcohol Obtained/Purchased?: Residence Private Party/Event Public Event _____

Alcohol Dispensing Business _____ Other _____

Refused/Unknown

ACKNOWLEDGEMENTS

The Association instituted a data-collection process in 2019 whereby the arresting officer or book-in officer was able to submit an electronic reporting form to the Association at the time of the arrest. This replaced the use of hand-filled paper forms that were submitted by postal mail by each detention facility supervisor once a week.

This project was initiated in 2005 and continues to be accomplished due to the committed support of the law enforcement administrators in Wyoming and their generous commitment of agency resources. The day-to-day supervision and submittal of the project reporting forms and the individual efforts of every officer who filled out the reporting forms should be acknowledged as well. Their collective efforts were essential to the overall success of this project.



Data Collection Manager:

Lori Emmert - WASCOP

Database Manager:

Bryan Morehouse – DigiTrack Solutions

Data Analysis:

Elkhorn Resource Group

Project Manager:

Ernest L. Johnson - Johnson and Associates

Cover photo:

Cheyenne Police Department

PROJECT MANAGER VITA

CONTACT INFORMATION:

Ernest L. Johnson, Director of Services
Johnson & Associates
1036 Durango
Douglas, WY 82633
Phone: (307) 351-8614
E-mail: eljohns1@gmail.com

RELATED EDUCATION & EXPERIENCE:

- Twenty-four years of experience as an administrator of a state agency with direct responsibility for budget development and administration, planning, organizing, directing, staffing, and program services delivery.
- Master's degree in public administration; over thirty-five years of experience training and working with executives to achieve excellence in government, managing and implementing change, increasing organizational effectiveness, and maximizing program efficiency.
- Conducted in-depth management studies for criminal justice agencies for the states of Massachusetts and New Hampshire. These studies assessed the delivery of program services by agencies with statewide responsibilities and provided recommendations for increasing organizational efficiency and agency credibility.
- Over thirty-five years of experience in researching, writing, and administering a variety of federal and state grants. Grants involved more than several million dollars for a wide variety of purposes: personnel, equipment, training, research and providing services with targeted priorities.
- Extensive experience in researching, evaluating, and implementing a wide variety of projects. These projects varied in scope and duration, and many required the involvement and partnership of multiple agencies and personnel throughout the state, as well as the enactment of state legislation.
 - Evaluation performed for the Substance Abuse Division - WDH – “Responsible Server Training Program” – October 2002
 - Managed the Wyoming First Lady's Initiative to Reduce Underage Drinking – November 2004 to September 2006
 - Managed project and authored report: A Comprehensive Review of Alcohol State Statutes: Findings and Recommendations for Reducing Underage and Binge Drinking in Wyoming – 2008
 - Management Review of the Wyoming Seat Belt Coalition: Mission, Goals and Work Scope – September 2011
- Inducted into the Wyoming Association of Sheriffs and Chiefs of Police Law Enforcement Hall of Fame - 2011

Alcohol and Crime in Wyoming - 2025

- Thirty years of experience in conducting a variety of feasibility studies.
 - Conducted numerous feasibility studies for the Wyoming Legislature.
 - Most recent feasibility study conducted for the Town of Wright: “Should the Town of Wright create its own Police Department?” May 2004
- Conducted executive level training for the US Department of Justice/ State Department:
 - Instructed a 40-hour training course entitled “The Office of Professional Responsibility” for the Lithuania National Police command staff - 2001.
 - Instructed an 80-hour training course entitled “Sex Crimes Investigations” for Investigators and Prosecutors in Lithuania - 2001
- Faculty - Criminal Justice Department - University of Wyoming (September 2000 to September 2012)
 - Taught the following classes: Criminal Justice Management, Concepts of Modern Policing, Ethics in the Administration of Justice, Criminal Justice Civil Liability, Politics and the Judicial Process, Criminal Courts and Processes, and Police Deviance.
- Management consultant for the Wyoming Association of Sheriffs and Chiefs of Police - Projects completed or currently in progress:
 - Evaluation of Alcohol Factors in Custodial Arrest in Wyoming – May 2005
 - Statewide Public Opinion Survey: Alcohol Issues and Policies (phone survey of 4,600 residents of Wyoming – Report released November 2006
 - Evaluation of Alcohol Factors in Custodial Arrests in Wyoming - 2006: Phase I (data collection), Phase II (Analysis, Findings and Strategies)
 - Evaluation of Alcohol Factors in Custodial Arrests in Wyoming – 2007, 2008, 2009
 - Alcohol and Crime in Wyoming: 2006 – 2008
 - Alcohol and Crime in Wyoming: 2010 - 2024
 - Wyoming Youth and Alcohol Reports: 2010-2024
 - Project Manager for the Enforcing Underage Drinking Laws Program – September 2007 to May 2009
 - Project Manager for WY-CIA Wyoming Communities in Action – Phase I, Phase II – September 2007 to May 2009
 - Project Manager for Reducing Underage Drinking and Driving – October 2007 to September 2009
 - Project Coordinator for Project Safe Neighborhoods in Wyoming: A national initiative directed by the US Department of Justice aimed at reducing gun crimes and violence in this country - 2006 through 2012.
- Facilitator/Coordinator for the Wyoming Seat Belt Coalition – December 2006 to 2014
- Administration and coordination of WYDOT-Highway Safety’s Selective Traffic Enforcement Program Grants for Wyoming law enforcement agencies– December 2008 to October 2020
- Facilitator for the Wyoming Safe Communities Project – FY 2012
- Facilitator/Coordinator for the Governor’s Council on Impaired Driving – December 2011 to October 2020

WYOMING'S ALCOHOL IMPAIRMENT EDUCATIONAL GUIDE

MALES - APPROXIMATE ALCOHOL CONCENTRATION (AC) PERCENTAGE

Estimates based on physically fit adult males who consume the alcohol over a one hour period.

DRINKS	BODY WEIGHT IN POUNDS								Nov-06	
	100	120	140	160	180	200	220	240		
0	0.00	0.00	0.00	0.00	0.00	0.00	0.00	0.00	The Only Safe Driving Limit	
1	0.04	0.03	0.03	0.02	0.02	0.02	0.02	0.02	Impairment Begins	
2	0.08	0.06	0.05	0.05	0.04	0.04	0.03	0.03		
3	0.11	0.09	0.08	0.07	0.06	0.06	0.05	0.05	Driving Skills Significantly Affected	
4	0.15	0.12	0.11	0.09	0.08	0.08	0.07	0.06		
5	0.19	0.16	0.13	0.12	0.11	0.09	0.09	0.08	Legally Intoxicated Criminal Penalties	
6	0.23	0.19	0.16	0.14	0.13	0.11	0.10	0.09		
7	0.26	0.22	0.19	0.16	0.15	0.13	0.12	0.11		
8	0.30	0.25	0.21	0.19	0.17	0.15	0.14	0.13		
9	0.34	0.28	0.24	0.21	0.19	0.17	0.15	0.14		
10	0.37	0.31	0.27	0.23	0.21	0.19	0.17	0.16		
11	0.41	0.34	0.29	0.26	0.23	0.21	0.18	0.17		
12	0.45	0.37	0.32	0.28	0.25	0.23	0.20	0.19		
13	0.48	0.40	0.35	0.30	0.27	0.25	0.22	0.20		
14	0.52	0.44	0.37	0.33	0.30	0.26	0.24	0.22		
15	0.56	0.47	0.40	0.35	0.32	0.28	0.25	0.23		
16	0.60	0.50	0.43	0.37	0.34	0.30	0.27	0.25		
17	0.63	0.53	0.45	0.40	0.36	0.32	0.29	0.27		
18	0.67	0.56	0.48	0.42	0.38	0.34	0.30	0.28		
19	0.71	0.59	0.51	0.44	0.40	0.36	0.32	0.30		Possible Coma or Death from Respiratory Paralysis
20	0.74	0.62	0.53	0.49	0.42	0.38	0.33	0.31		
21	0.78	0.65	0.56	0.51	0.44	0.40	0.35	0.33		

DRIVING IMPAIRED
AC = .05% - .07%

Subtract .01% for each 40 minutes of drinking.
One drink is 1.25 ounces of 80 proof liquor,
12 ounces of beer, or 5 ounces of table wine.

LEGALLY INTOXICATED
AC = .08% AND UP

NOTE: PERSONS UNDER THE AGE OF 21 CAN FACE CRIMINAL PENALTIES IF CAUGHT DRIVING WITH A DETECTABLE ALCOHOL CONCENTRATION OF 0.02% OR MORE.

* Guide developed by J.Anderle, Laramie PD and Mike Moore, Wyoming Chemical Testing

WYOMING'S ALCOHOL IMPAIRMENT EDUCATIONAL GUIDE

FEMALES - APPROXIMATE ALCOHOL CONCENTRATION (AC) PERCENTAGE

Estimates based on physically fit adult females who consume the alcohol over a one hour period.

DRINKS	BODY WEIGHT IN POUNDS								Nov-06
	90	100	120	140	160	180	200	220	
0	0.00	0.00	0.00	0.00	0.00	0.00	0.00	0.00	The Only Safe Driving Limit
1	0.05	0.05	0.03	0.03	0.03	0.03	0.02	0.02	Impairment Begins
2	0.10	0.09	0.08	0.07	0.06	0.05	0.05	0.04	
3	0.15	0.14	0.11	0.10	0.09	0.08	0.07	0.06	Driving Skills Significantly Affected
4	0.20	0.18	0.15	0.13	0.11	0.10	0.09	0.08	
5	0.25	0.23	0.19	0.16	0.14	0.13	0.11	0.10	Legally Intoxicated Criminal Penalties
6	0.30	0.27	0.23	0.19	0.17	0.15	0.14	0.12	
7	0.35	0.32	0.27	0.23	0.20	0.18	0.16	0.14	
8	0.40	0.36	0.30	0.26	0.23	0.20	0.18	0.17	
9	0.45	0.41	0.34	0.29	0.26	0.23	0.20	0.19	
10	0.51	0.46	0.37	0.32	0.29	0.26	0.22	0.21	
11	0.56	0.50	0.42	0.36	0.32	0.28	0.25	0.23	
12	0.61	0.55	0.45	0.39	0.35	0.31	0.27	0.25	
13	0.66	0.59	0.49	0.42	0.37	0.33	0.29	0.27	
14	0.71	0.64	0.53	0.45	0.40	0.36	0.31	0.29	
15	0.76	0.68	0.57	0.48	0.43	0.38	0.34	0.31	
16	0.81	0.73	0.61	0.52	0.46	0.41	0.36	0.33	
17	0.86	0.77	0.64	0.55	0.49	0.43	0.38	0.36	
18	0.91	0.82	0.68	0.58	0.52	0.46	0.40	0.38	
19	0.96	0.87	0.71	0.61	0.55	0.49	0.42	0.40	Possible Coma or Death from Respiratory Paralysis
20	1.02	0.91	0.76	0.65	0.58	0.54	0.45	0.42	
21	1.07	0.96	0.79	0.69	0.61	0.56	0.47	0.44	

DRIVING IMPAIRED
AC = .05% - .07%

Subtract .01% for each 40 minutes of drinking.
One drink is 1.25 ounces of 80 proof liquor,
12 ounces of beer, or 5 ounces of table wine.

LEGALLY INTOXICATED
AC = .08% AND UP

NOTE: PERSONS UNDER THE AGE OF 21 CAN FACE CRIMINAL PENALTIES IF CAUGHT DRIVING WITH A DETECTABLE ALCOHOL CONCENTRATION OF 0.02% OR MORE.

* Guide developed by J.Anderle, Laramie PD and Mike Moore, Wyoming Chemical Testing